

IANA Naming Function Monthly Performance Report

May 2026

Summary of Performance	2
Exceptions and Narrative.....	4
Detailed Performance	5
Definitions.....	42

Summary of Performance


Metric	Category	Expected	Actual	Detail
Submission				
Acceptance Recognition	Routine (Technical)	≤60s (95.0%)	✓ 0.00s	p5
Acceptance Recognition	Routine (Non-Technical)	≤60s (95.0%)	✓ 0.00s	p5
Acceptance Recognition	gTLD Creation/Transfer	≤60s (95.0%)	✓ 0.00s	p6
Acceptance Recognition	ccTLD Creation/Transfer	≤60s (95.0%)	✓ —	p6
Acceptance Recognition	Other Changes	≤60s (95.0%)	✓ 0.00s	p6
Manual Lodgment Time	Routine (Technical)	≤3d (95.0%)	✓ —	p7
Manual Lodgment Time	Routine (Non-Technical)	≤3d (95.0%)	✓ —	p7
Manual Lodgment Time	gTLD Creation/Transfer	≤3d (95.0%)	✓ 0.00d	p7
Manual Lodgment Time	ccTLD Creation/Transfer	≤3d (95.0%)	✓ —	p8
Manual Lodgment Time	Other Changes	≤3d (95.0%)	✓ —	p8
Technical Checks				
Technical Check (First)	Routine (Technical)	≤50m (95.0%)	✓ 12.26m	p9
Technical Check (First)	gTLD Creation/Transfer	≤50m (95.0%)	✓ —	p9
Technical Check (First)	ccTLD Creation/Transfer	≤50m (95.0%)	✓ —	p9
Technical Check (First)	Other Changes	≤50m (95.0%)	✓ —	p10
Technical Check (Retest)	Routine (Technical)	≤10m (95.0%)	✓ 6.61m	p10
Technical Check (Retest)	gTLD Creation/Transfer	≤10m (95.0%)	✓ —	p11
Technical Check (Retest)	ccTLD Creation/Transfer	≤10m (95.0%)	✓ —	p11
Technical Check (Retest)	Other Changes	≤10m (95.0%)	✓ —	p11
Technical Check (Supplemental)	Routine (Technical)	≤10m (95.0%)	✗ 12.69m	p12
Technical Check (Supplemental)	gTLD Creation/Transfer	≤10m (95.0%)	✓ —	p12
Technical Check (Supplemental)	ccTLD Creation/Transfer	≤10m (95.0%)	✓ —	p13
Technical Check (Supplemental)	Other Changes	≤10m (95.0%)	✓ —	p13
Contact Confirmations				
Email Dispatch	Routine (Technical)	≤60s (95.0%)	✓ 4.590s	p14
Email Dispatch	Routine (Non-Technical)	≤60s (95.0%)	✓ 2.584s	p14
Email Dispatch	gTLD Creation/Transfer	≤60s (95.0%)	✓ 0.596s	p14
Email Dispatch	ccTLD Creation/Transfer	≤60s (95.0%)	✓ —	p15
Email Dispatch	Other Changes	≤60s (95.0%)	✓ 0.545s	p15
Recognition of Confirmation	Routine (Technical)	≤60000ms (95.0%)	✓ 1.64ms	p16
Recognition of Confirmation	Routine (Non-Technical)	≤60000ms (95.0%)	✓ 1.03ms	p16
Recognition of Confirmation	gTLD Creation/Transfer	≤60000ms (95.0%)	✓ 1.19ms	p16
Recognition of Confirmation	ccTLD Creation/Transfer	≤60000ms (95.0%)	✓ —	p17
Recognition of Confirmation	Other Changes	≤60000ms (95.0%)	✓ 0.40ms	p17
Staff Processing				
Validation and Reviews	Routine (Technical)	≤5d (90.0%)	✓ 0.76d	p18
Validation and Reviews	Routine (Non-Technical)	≤5d (90.0%)	✓ 1.24d	p18
Validation and Reviews	gTLD Creation/Transfer	≤10d (90.0%)	✓ 0.96d	p18
Validation and Reviews	ccTLD Creation/Transfer	N/A	—	p19
Validation and Reviews	Other Changes	N/A	0.35d	p19
Third Party Approval	ccTLD Creation/Transfer	N/A	—	p20
ccTLD Creation/Transfer				

Metric	Category	Expected	Actual	Detail
Submission Review	Staff Review	≤14d (100.0%)	✓ —	p21
Requester Clarification	Requester Clarification	N/A	—	p22
Report Preparation	Report Preparation	≤21d (100.0%)	✓ —	p23
Implementation				
Root Zone Publication	Routine (Technical)	≤72h (99.0%)	✓ 44.07h	p24
Root Zone Publication	gTLD Creation/Transfer	≤72h (99.0%)	✓ —	p24
Root Zone Publication	ccTLD Creation/Transfer	≤72h (99.0%)	✓ —	p24
Root Zone Publication	Other Changes	N/A	—	p25
Notification of Completion	Routine (Technical)	≤60s (95.0%)	✓ 3.66s	p25
Notification of Completion	Routine (Non-Technical)	≤60s (95.0%)	✓ 3.36s	p26
Notification of Completion	gTLD Creation/Transfer	≤60s (95.0%)	✓ 3.20s	p26
Notification of Completion	ccTLD Creation/Transfer	≤60s (95.0%)	✓ —	p26
Notification of Completion	Other Changes	≤60s (95.0%)	✓ 0.38s	p26
System Availability				
IANA Website	IANA Site Availability	≥99%	✓ 100.00%	p27
Root Zone Management System	RZM Availability	≥99%	✓ 100.00%	p28
Directory Service	WHOIS Availability	≥99%	✓ 100.00%	p29
Root Zone Service Level Dashboard	Dashboard Availability	≥99%	✓ 100.00%	p30
Credential Recovery	Credential Recovery Response	≤60s (95.0%)	✓ 1.31s	p31
Credential Change	Credential Change	≤300s (95.0%)	✓ 0.772s	p32
Accuracy				
Root Zone File	Routine (Technical)	100%	✓ 100.00%	p33
Root Zone File	gTLD Creation/Transfer	100%	✓ 100.00%	p33
Root Zone File	ccTLD Creation/Transfer	100%	✓ 100.00%	p33
Root Zone File	Other Changes	100%	✓ 100.00%	p33
Root Zone Database	Routine (Technical)	100%	✓ 100.00%	p34
Root Zone Database	Routine (Non-Technical)	100%	✓ 100.00%	p34
Root Zone Database	gTLD Creation/Transfer	100%	✓ 100.00%	p34
Root Zone Database	ccTLD Creation/Transfer	100%	✓ 100.00%	p34
Root Zone Database	Other Changes	100%	✓ 100.00%	p35
Enquiry Processing				
Time to acknowledge	Manual Enquiries	≤60s (95.0%)	✓ 0.00s	p35
Time to initial response	Manual Enquiries	≤5d (90.0%)	✓ 0.93d	p36
Label Generation Rulesets				
Review Time	Review Time	≤5d (90.0%)	✓ 1.85d	p37
Implementation Time	Implementation Time	≤7d (90.0%)	✓ 2.28d	p38
Requester Clarification	Requester Clarification	N/A	1	p39
Time per Actor	IANA	N/A	7.56d	p40
Time per Actor	Requester	N/A	8.72d	p40
Time per Actor	Authorizer	N/A	0.58d	p40
Time per Actor	Regulatory	N/A	0.01d	p40
Request Volumes	Request Volumes	N/A	3	p41

Percentage of SLA thresholds met of those defined

63 of 64 (98.4%)

Exceptions and Narrative for Reporting Period

Metric	Category	Expected	Actual
Technical Check (Supplemental)	Routine (Technical)	10m	12.69m 
Time to return results for performance of technical checks during Supplemental Technical Check phase.			
Primary cause:	Unreachable Name Servers		
Analysis/Comments:	During the glue validation check for two change requests, referrals were sent to multiple name servers that were unreachable. As a result, some queries timed out while the system attempted to follow the referral chain. Despite these timeouts, the validation process continued using responses from other authoritative servers, allowing the glue records to be successfully validated.		

Routine (Non-Technical)	2025-05	2025-06	2025-07	2025-08	2025-09	2025-10	2025-11	2025-12	2026-01	2026-02	2026-03	2026-04	2026-05
Longest Time	0.00s	0.00s	0.00s	0.00s	0.00s	0.00s	0.00s	0.00s	0.00s	0.00s	0.00s	0.00s	0.00s
Median Time	0.00s	0.00s	0.00s	0.00s	0.00s	0.00s	0.00s	0.00s	0.00s	0.00s	0.00s	0.00s	0.00s
PStDev Time	0.00s	0.00s	0.00s	0.00s	0.00s	0.00s	0.00s	0.00s	0.00s	0.00s	0.00s	0.00s	0.00s

gTLD Creation/Transfer	2025-05	2025-06	2025-07	2025-08	2025-09	2025-10	2025-11	2025-12	2026-01	2026-02	2026-03	2026-04	2026-05
Acceptance Time	0.00s	0.00s	—	—	0.00s	0.00s	0.00s	—	0.00s	0.00s	0.00s	0.00s	0.00s
Monthly Threshold	60s	60s	60s	60s	60s	60s	60s	60s	60s	60s	60s	60s	60s
Threshold Percentile	95.0%	95.0%	95.0%	95.0%	95.0%	95.0%	95.0%	95.0%	95.0%	95.0%	95.0%	95.0%	95.0%
Acceptance Count	1	1	0	0	1	4	1	0	1	3	4	2	3
Mean Time	0.00s	0.00s	—	—	0.00s	0.00s	0.00s	—	0.00s	0.00s	0.00s	0.00s	0.00s
Shortest Time	0.00s	0.00s	—	—	0.00s	0.00s	0.00s	—	0.00s	0.00s	0.00s	0.00s	0.00s
Longest Time	0.00s	0.00s	—	—	0.00s	0.00s	0.00s	—	0.00s	0.00s	0.00s	0.00s	0.00s
Median Time	0.00s	0.00s	—	—	0.00s	0.00s	0.00s	—	0.00s	0.00s	0.00s	0.00s	0.00s
PStDev Time	0.00s	0.00s	—	—	0.00s	0.00s	0.00s	—	0.00s	0.00s	0.00s	0.00s	0.00s

ccTLD Creation/Transfer	2025-05	2025-06	2025-07	2025-08	2025-09	2025-10	2025-11	2025-12	2026-01	2026-02	2026-03	2026-04	2026-05
Acceptance Time	—	—	0.00s	—	—	—	0.00s	—	—	—	—	—	—
Monthly Threshold	60s	60s	60s	60s	60s	60s	60s	60s	60s	60s	60s	60s	60s
Threshold Percentile	95.0%	95.0%	95.0%	95.0%	95.0%	95.0%	95.0%	95.0%	95.0%	95.0%	95.0%	95.0%	95.0%
Acceptance Count	0	0	2	0	0	0	1	0	0	0	0	0	0
Mean Time	—	—	0.00s	—	—	—	0.00s	—	—	—	—	—	—
Shortest Time	—	—	0.00s	—	—	—	0.00s	—	—	—	—	—	—
Longest Time	—	—	0.00s	—	—	—	0.00s	—	—	—	—	—	—
Median Time	—	—	0.00s	—	—	—	0.00s	—	—	—	—	—	—
PStDev Time	—	—	0.00s	—	—	—	0.00s	—	—	—	—	—	—

Other Changes	2025-05	2025-06	2025-07	2025-08	2025-09	2025-10	2025-11	2025-12	2026-01	2026-02	2026-03	2026-04	2026-05
Acceptance Time	0.00s	—	0.00s	0.00s	0.00s	0.00s	—	0.00s	—	0.00s	—	—	0.00s
Monthly Threshold	60s	60s	60s	60s	60s	60s	60s	60s	60s	60s	60s	60s	60s
Threshold Percentile	95.0%	95.0%	95.0%	95.0%	95.0%	95.0%	95.0%	95.0%	95.0%	95.0%	95.0%	95.0%	95.0%
Acceptance Count	3	0	2	2	4	2	0	3	0	2	0	0	1
Mean Time	0.00s	—	0.00s	0.00s	0.00s	0.00s	—	0.00s	—	0.00s	—	—	0.00s
Shortest Time	0.00s	—	0.00s	0.00s	0.00s	0.00s	—	0.00s	—	0.00s	—	—	0.00s
Longest Time	0.00s	—	0.00s	0.00s	0.00s	0.00s	—	0.00s	—	0.00s	—	—	0.00s
Median Time	0.00s	—	0.00s	0.00s	0.00s	0.00s	—	0.00s	—	0.00s	—	—	0.00s
PStDev Time	0.00s	—	0.00s	0.00s	0.00s	0.00s	—	0.00s	—	0.00s	—	—	0.00s

gTLD Creation/Transfer	2025-05	2025-06	2025-07	2025-08	2025-09	2025-10	2025-11	2025-12	2026-01	2026-02	2026-03	2026-04	2026-05
Lodgment Count	1	1	0	0	1	2	1	0	1	3	4	1	2
Mean Time	0.00d	0.00d	—	—	0.01d	0.00d	0.00d	—	0.00d	0.00d	0.00d	0.00d	0.00d
Shortest Time	0.00d	0.00d	—	—	0.01d	0.00d	0.00d	—	0.00d	0.00d	0.00d	0.00d	0.00d
Longest Time	0.00d	0.00d	—	—	0.01d	0.00d	0.00d	—	0.00d	0.01d	0.00d	0.00d	0.00d
Median Time	0.00d	0.00d	—	—	0.01d	0.00d	0.00d	—	0.00d	0.00d	0.00d	0.00d	0.00d
PStDev Time	0.00d	0.00d	—	—	0.00d	0.00d	0.00d	—	0.00d	0.00d	0.00d	0.00d	0.00d

ccTLD Creation/Transfer	2025-05	2025-06	2025-07	2025-08	2025-09	2025-10	2025-11	2025-12	2026-01	2026-02	2026-03	2026-04	2026-05
Lodgment Time	—	—	0.00d	—	—	—	0.01d	—	—	—	—	—	—
Monthly Threshold	3d	3d	3d	3d	3d	3d	3d	3d	3d	3d	3d	3d	3d
Threshold Percentile	95.0%	95.0%	95.0%	95.0%	95.0%	95.0%	95.0%	95.0%	95.0%	95.0%	95.0%	95.0%	95.0%
Lodgment Count	0	0	2	0	0	0	1	0	0	0	0	0	0
Mean Time	—	—	0.00d	—	—	—	0.01d	—	—	—	—	—	—
Shortest Time	—	—	0.00d	—	—	—	0.01d	—	—	—	—	—	—
Longest Time	—	—	0.00d	—	—	—	0.01d	—	—	—	—	—	—
Median Time	—	—	0.00d	—	—	—	0.01d	—	—	—	—	—	—
PStDev Time	—	—	0.00d	—	—	—	0.00d	—	—	—	—	—	—

Other Changes	2025-05	2025-06	2025-07	2025-08	2025-09	2025-10	2025-11	2025-12	2026-01	2026-02	2026-03	2026-04	2026-05
Lodgment Time	0.01d	—	0.01d	—	—	0.00d	—	—	—	0.00d	—	—	—
Monthly Threshold	3d	3d	3d	3d	3d	3d	3d	3d	3d	3d	3d	3d	3d
Threshold Percentile	95.0%	95.0%	95.0%	95.0%	95.0%	95.0%	95.0%	95.0%	95.0%	95.0%	95.0%	95.0%	95.0%
Lodgment Count	2	0	1	0	0	1	0	0	0	2	0	0	0
Mean Time	0.00d	—	0.01d	—	—	0.00d	—	—	—	0.00d	—	—	—
Shortest Time	0.00d	—	0.01d	—	—	0.00d	—	—	—	0.00d	—	—	—
Longest Time	0.01d	—	0.01d	—	—	0.00d	—	—	—	0.00d	—	—	—
Median Time	0.00d	—	0.01d	—	—	0.00d	—	—	—	0.00d	—	—	—
PStDev Time	0.00d	—	0.00d	—	—	0.00d	—	—	—	0.00d	—	—	—

Technical Checks

Technical Check (First)

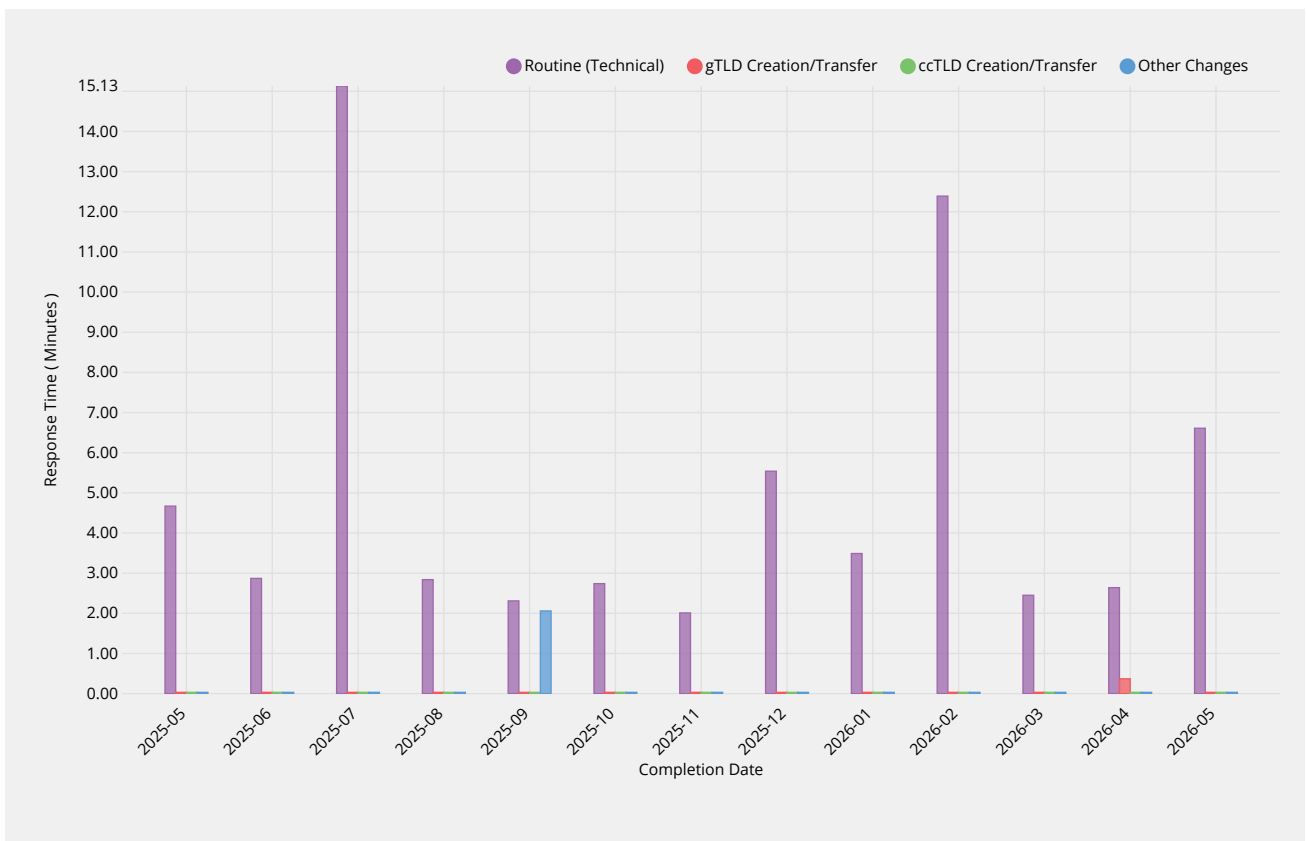
Time to return results for technical checks following submission of request via automated submission

ccTLD Creation/Transfer	2025-05	2025-06	2025-07	2025-08	2025-09	2025-10	2025-11	2025-12	2026-01	2026-02	2026-03	2026-04	2026-05
Shortest Time	—	—	—	—	—	—	—	—	—	—	—	—	—
Longest Time	—	—	—	—	—	—	—	—	—	—	—	—	—
Median Time	—	—	—	—	—	—	—	—	—	—	—	—	—
PStDev Time	—	—	—	—	—	—	—	—	—	—	—	—	—

Other Changes	2025-05	2025-06	2025-07	2025-08	2025-09	2025-10	2025-11	2025-12	2026-01	2026-02	2026-03	2026-04	2026-05
Response Time	1.45m	—	3.02m	—	16.99m	—	—	2.38m	—	—	—	—	—
Monthly Threshold	50m	50m	50m	50m	50m	50m	50m	50m	50m	50m	50m	50m	50m
Threshold Percentile	95.0%	95.0%	95.0%	95.0%	95.0%	95.0%	95.0%	95.0%	95.0%	95.0%	95.0%	95.0%	95.0%
First Test Count	1	0	1	0	2	0	0	2	0	0	0	0	0
Mean Time	1.45m	—	3.02m	—	10.14m	—	—	2.09m	—	—	—	—	—
Shortest Time	1.45m	—	3.02m	—	2.54m	—	—	1.77m	—	—	—	—	—
Longest Time	1.45m	—	3.02m	—	17.75m	—	—	2.41m	—	—	—	—	—
Median Time	1.45m	—	3.02m	—	10.14m	—	—	2.09m	—	—	—	—	—
PStDev Time	0.00m	—	0.00m	—	7.61m	—	—	0.32m	—	—	—	—	—

Technical Check (Retest)

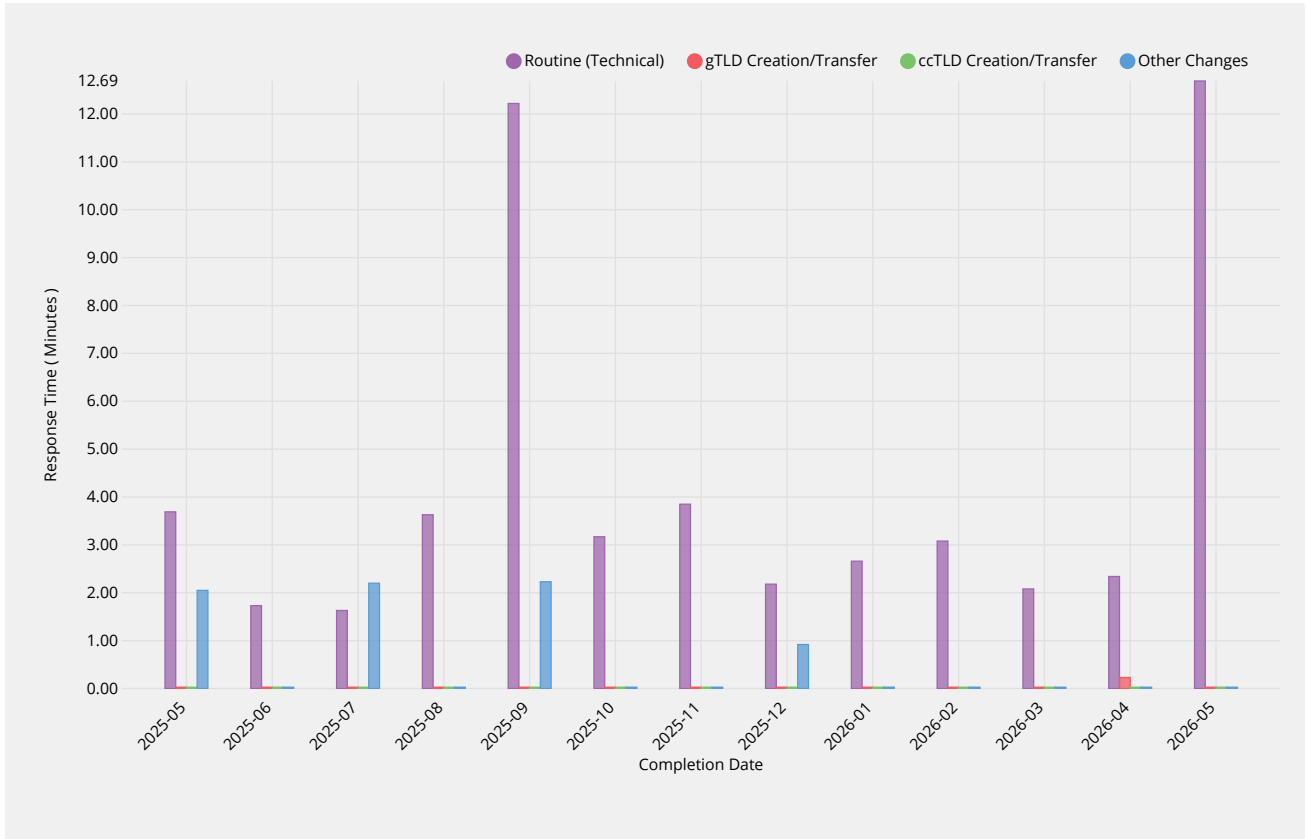
Time to return results for subsequent performance of technical checks during retesting due to earlier failed tests.



Routine (Technical)	2025-05	2025-06	2025-07	2025-08	2025-09	2025-10	2025-11	2025-12	2026-01	2026-02	2026-03	2026-04	2026-05
Response Time	4.67m	2.87m	15.13m	2.84m	2.31m	2.74m	2.01m	5.54m	3.49m	12.39m	2.45m	2.64m	6.61m
Monthly Threshold	10m	10m	10m	10m	10m	10m	10m	10m	10m	10m	10m	10m	10m
Threshold Percentile	95.0%	95.0%	95.0%	95.0%	95.0%	95.0%	95.0%	95.0%	95.0%	95.0%	95.0%	95.0%	95.0%
Retest Count	109	117	545	99	53	169	7	99	209	50	79	141	13
Mean Time	2.40m	1.80m	2.36m	1.86m	1.44m	1.97m	1.07m	2.00m	2.40m	3.48m	1.01m	2.29m	2.08m
Shortest Time	0.26m	0.20m	0.19m	0.28m	0.50m	0.24m	0.61m	0.29m	0.65m	0.47m	0.29m	0.37m	0.48m
Longest Time	17.07m	16.56m	45.78m	18.26m	2.63m	17.12m	2.20m	19.03m	18.23m	16.47m	3.84m	17.53m	12.42m

Technical Check (Supplemental)

Time to return results for performance of technical checks during Supplemental Technical Check phase.



Routine (Technical)	2025-05	2025-06	2025-07	2025-08	2025-09	2025-10	2025-11	2025-12	2026-01	2026-02	2026-03	2026-04	2026-05
Response Time	3.69m	1.73m	1.63m	3.63m	12.22m	3.17m	3.85m	2.18m	2.66m	3.08m	2.08m	2.34m	12.69m
Monthly Threshold	10m	10m	10m	10m	10m	10m	10m	10m	10m	10m	10m	10m	10m
Threshold Percentile	95.0%	95.0%	95.0%	95.0%	95.0%	95.0%	95.0%	95.0%	95.0%	95.0%	95.0%	95.0%	95.0%
Supplemental Test Count	112	154	105	30	27	49	19	124	37	102	39	92	24
Mean Time	1.46m	1.15m	1.05m	2.25m	2.51m	1.69m	1.96m	1.51m	1.59m	1.71m	1.26m	1.37m	3.75m
Shortest Time	0.18m	0.19m	0.26m	0.26m	0.29m	0.27m	0.52m	0.23m	0.29m	0.16m	0.16m	0.14m	0.21m
Longest Time	7.16m	16.94m	16.79m	17.77m	16.30m	15.53m	16.04m	16.88m	16.17m	18.10m	16.76m	16.69m	12.76m
Median Time	0.86m	0.65m	0.72m	1.62m	1.50m	1.60m	1.03m	0.84m	1.06m	1.08m	0.75m	1.18m	0.81m
PStDev Time	1.38m	2.46m	2.21m	3.07m	3.96m	2.18m	3.36m	3.08m	2.51m	2.66m	2.57m	1.71m	5.06m

Exception Narrative

Primary cause: Unreachable Name Servers
Analysis/Comments: During the glue validation check for two change requests, referrals were sent to multiple name servers that were unreachable. As a result, some queries timed out while the system attempted to follow the referral chain. Despite these timeouts, the validation process continued using responses from other authoritative servers, allowing the glue records to be successfully validated.

gTLD Creation/Transfer	2025-05	2025-06	2025-07	2025-08	2025-09	2025-10	2025-11	2025-12	2026-01	2026-02	2026-03	2026-04	2026-05
Response Time	—	—	—	—	—	—	—	—	—	—	—	0.23m	—
Monthly Threshold	10m	10m	10m	10m	10m	10m	10m	10m	10m	10m	10m	10m	10m
Threshold Percentile	95.0%	95.0%	95.0%	95.0%	95.0%	95.0%	95.0%	95.0%	95.0%	95.0%	95.0%	95.0%	95.0%
Supplemental Test Count	0	0	0	0	0	0	0	0	0	0	0	1	0
Mean Time	—	—	—	—	—	—	—	—	—	—	—	0.23m	—
Shortest Time	—	—	—	—	—	—	—	—	—	—	—	0.23m	—

gTLD Creation/Transfer	2025-05	2025-06	2025-07	2025-08	2025-09	2025-10	2025-11	2025-12	2026-01	2026-02	2026-03	2026-04	2026-05
Longest Time	—	—	—	—	—	—	—	—	—	—	—	0.23m	—
Median Time	—	—	—	—	—	—	—	—	—	—	—	0.23m	—
PStDev Time	—	—	—	—	—	—	—	—	—	—	—	0.00m	—

ccTLD Creation/Transfer	2025-05	2025-06	2025-07	2025-08	2025-09	2025-10	2025-11	2025-12	2026-01	2026-02	2026-03	2026-04	2026-05
Response Time	—	—	—	—	—	—	—	—	—	—	—	—	—
Monthly Threshold	10m	10m	10m	10m	10m	10m	10m	10m	10m	10m	10m	10m	10m
Threshold Percentile	95.0%	95.0%	95.0%	95.0%	95.0%	95.0%	95.0%	95.0%	95.0%	95.0%	95.0%	95.0%	95.0%
Supplemental Test Count	0	0	0	0	0	0	0	0	0	0	0	0	0
Mean Time	—	—	—	—	—	—	—	—	—	—	—	—	—
Shortest Time	—	—	—	—	—	—	—	—	—	—	—	—	—
Longest Time	—	—	—	—	—	—	—	—	—	—	—	—	—
Median Time	—	—	—	—	—	—	—	—	—	—	—	—	—
PStDev Time	—	—	—	—	—	—	—	—	—	—	—	—	—

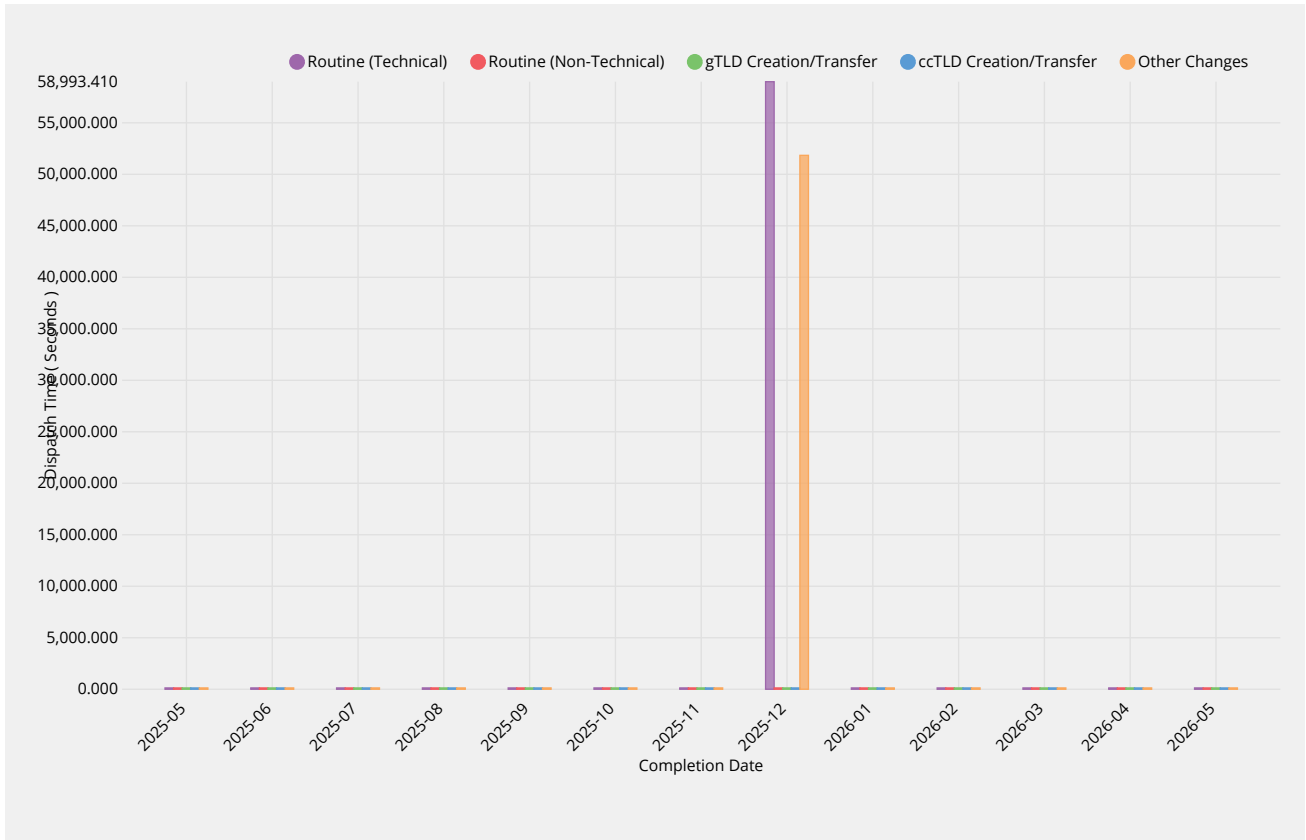
Other Changes	2025-05	2025-06	2025-07	2025-08	2025-09	2025-10	2025-11	2025-12	2026-01	2026-02	2026-03	2026-04	2026-05
Response Time	2.05m	—	2.20m	—	2.23m	—	—	0.92m	—	—	—	—	—
Monthly Threshold	10m	10m	10m	10m	10m	10m	10m	10m	10m	10m	10m	10m	10m
Threshold Percentile	95.0%	95.0%	95.0%	95.0%	95.0%	95.0%	95.0%	95.0%	95.0%	95.0%	95.0%	95.0%	95.0%
Supplemental Test Count	1	0	1	0	2	0	0	2	0	0	0	0	0
Mean Time	2.05m	—	2.20m	—	1.91m	—	—	0.74m	—	—	—	—	—
Shortest Time	2.05m	—	2.20m	—	1.55m	—	—	0.55m	—	—	—	—	—
Longest Time	2.05m	—	2.20m	—	2.26m	—	—	0.94m	—	—	—	—	—
Median Time	2.05m	—	2.20m	—	1.91m	—	—	0.74m	—	—	—	—	—
PStDev Time	0.00m	—	0.00m	—	0.36m	—	—	0.20m	—	—	—	—	—

Contact Confirmations

Email Dispatch

Time for authorization contacts to be asked to approve change request after completing previous

process phase.



Routine (Technical)	2025-05	2025-06	2025-07	2025-08	2025-09	2025-10	2025-11	2025-12	2026-01	2026-02	2026-03	2026-04	2026-05
Dispatch Time	3.217s	3.083s	2.835s	2.646s	2.485s	2.536s	2.940s	58993.410s	5.811s	4.117s	3.789s	3.708s	4.590s
Monthly Threshold	60s	60s	60s	60s	60s	60s	60s	60s	60s	60s	60s	60s	60s
Threshold Percentile	95.0%	95.0%	95.0%	95.0%	95.0%	95.0%	95.0%	95.0%	95.0%	95.0%	95.0%	95.0%	95.0%
Email Count	86	100	81	23	20	18	20	91	31	62	34	49	20
Mean Time	1.385s	1.408s	1.519s	1.396s	1.349s	1.368s	1.553s	19348.939s	5355.488s	2.023s	2.058s	1.983s	2.567s
Shortest Time	0.033s	0.297s	0.059s	0.272s	0.255s	0.117s	0.347s	0.230s	0.562s	0.351s	0.620s	0.645s	0.371s
Longest Time	5.661s	4.865s	4.605s	3.395s	2.649s	2.747s	3.384s	65443.195s	165959.362s	5.070s	4.256s	6.001s	4.758s
Median Time	1.171s	1.183s	1.243s	1.248s	1.201s	1.365s	1.434s	2.246s	1.606s	1.551s	1.685s	1.633s	2.582s
PStDev Time	0.909s	0.735s	0.758s	0.731s	0.631s	0.749s	0.873s	27628.464s	29322.122s	1.142s	0.907s	0.963s	1.272s

Routine (Non-Technical)	2025-05	2025-06	2025-07	2025-08	2025-09	2025-10	2025-11	2025-12	2026-01	2026-02	2026-03	2026-04	2026-05
Dispatch Time	1.584s	2.980s	3.080s	1.039s	2.299s	2.155s	2.160s	3.796s	3.281s	3.599s	2.328s	3.040s	2.584s
Monthly Threshold	60s	60s	60s	60s	60s	60s	60s	60s	60s	60s	60s	60s	60s
Threshold Percentile	95.0%	95.0%	95.0%	95.0%	95.0%	95.0%	95.0%	95.0%	95.0%	95.0%	95.0%	95.0%	95.0%
Email Count	68	26	28	82	67	268	48	45	22	10	86	59	16
Mean Time	0.299s	0.670s	0.786s	0.322s	0.494s	0.654s	0.769s	2467.164s	4606.575s	1.257s	0.901s	1.254s	1.517s
Shortest Time	0.031s	0.049s	0.047s	0.042s	0.047s	0.061s	0.215s	0.312s	0.228s	0.557s	0.126s	0.136s	0.664s
Longest Time	2.284s	4.294s	3.372s	2.372s	4.338s	3.941s	5.641s	65499.404s	101319.994s	5.344s	4.283s	6.638s	2.875s
Median Time	0.107s	0.316s	0.313s	0.211s	0.188s	0.289s	0.462s	0.729s	0.961s	0.798s	0.558s	1.020s	1.388s
PStDev Time	0.510s	0.998s	1.011s	0.401s	0.814s	0.746s	0.896s	11627.423s	21104.598s	1.388s	0.789s	1.191s	0.630s

gTLD Creation/Transfer	2025-05	2025-06	2025-07	2025-08	2025-09	2025-10	2025-11	2025-12	2026-01	2026-02	2026-03	2026-04	2026-05
Dispatch Time	0.186s	0.934s	—	—	0.456s	0.358s	1.193s	—	2.105s	0.749s	0.786s	1.701s	0.596s
Monthly Threshold	60s	60s	60s	60s	60s	60s	60s	60s	60s	60s	60s	60s	60s
Threshold Percentile	95.0%	95.0%	95.0%	95.0%	95.0%	95.0%	95.0%	95.0%	95.0%	95.0%	95.0%	95.0%	95.0%
Email Count	1	1	0	0	1	4	1	0	1	3	4	2	3
Mean Time	0.186s	0.934s	—	—	0.456s	0.232s	1.193s	—	2.105s	0.641s	0.523s	1.191s	0.555s

gTLD Creation/Transfer	2025-05	2025-06	2025-07	2025-08	2025-09	2025-10	2025-11	2025-12	2026-01	2026-02	2026-03	2026-04	2026-05
Shortest Time	0.186s	0.934s	—	—	0.456s	0.132s	1.193s	—	2.105s	0.490s	0.291s	0.624s	0.473s
Longest Time	0.186s	0.934s	—	—	0.456s	0.369s	1.193s	—	2.105s	0.757s	0.806s	1.758s	0.596s
Median Time	0.186s	0.934s	—	—	0.456s	0.213s	1.193s	—	2.105s	0.675s	0.497s	1.191s	0.595s
PStDev Time	0.000s	0.000s	—	—	0.000s	0.103s	0.000s	—	0.000s	0.112s	0.224s	0.567s	0.058s

ccTLD Creation/Transfer	2025-05	2025-06	2025-07	2025-08	2025-09	2025-10	2025-11	2025-12	2026-01	2026-02	2026-03	2026-04	2026-05
Dispatch Time	—	—	0.170s	—	—	—	2.178s	—	—	—	—	—	—
Monthly Threshold	60s	60s	60s	60s	60s	60s	60s	60s	60s	60s	60s	60s	60s
Threshold Percentile	95.0%	95.0%	95.0%	95.0%	95.0%	95.0%	95.0%	95.0%	95.0%	95.0%	95.0%	95.0%	95.0%
Email Count	0	0	2	0	0	0	1	0	0	0	0	0	0
Mean Time	—	—	0.141s	—	—	—	2.178s	—	—	—	—	—	—
Shortest Time	—	—	0.109s	—	—	—	2.178s	—	—	—	—	—	—
Longest Time	—	—	0.173s	—	—	—	2.178s	—	—	—	—	—	—
Median Time	—	—	0.141s	—	—	—	2.178s	—	—	—	—	—	—
PStDev Time	—	—	0.032s	—	—	—	0.000s	—	—	—	—	—	—

Other Changes	2025-05	2025-06	2025-07	2025-08	2025-09	2025-10	2025-11	2025-12	2026-01	2026-02	2026-03	2026-04	2026-05
Dispatch Time	1.081s	—	1.113s	1.391s	0.476s	0.247s	—	51843.820s	—	0.469s	—	—	0.545s
Monthly Threshold	60s	60s	60s	60s	60s	60s	60s	60s	60s	60s	60s	60s	60s
Threshold Percentile	95.0%	95.0%	95.0%	95.0%	95.0%	95.0%	95.0%	95.0%	95.0%	95.0%	95.0%	95.0%	95.0%
Email Count	3	0	2	2	4	2	0	3	0	2	0	0	1
Mean Time	0.447s	—	0.612s	0.814s	0.314s	0.185s	—	19202.124s	—	0.457s	—	—	0.545s
Shortest Time	0.046s	—	0.056s	0.172s	0.128s	0.117s	—	0.677s	—	0.444s	—	—	0.545s
Longest Time	1.189s	—	1.169s	1.455s	0.488s	0.254s	—	57604.063s	—	0.470s	—	—	0.545s
Median Time	0.107s	—	0.612s	0.814s	0.320s	0.185s	—	1.631s	—	0.457s	—	—	0.545s
PStDev Time	0.525s	—	0.557s	0.642s	0.142s	0.068s	—	27154.272s	—	0.013s	—	—	0.000s

gTLD Creation/Transfer	2025-05	2025-06	2025-07	2025-08	2025-09	2025-10	2025-11	2025-12	2026-01	2026-02	2026-03	2026-04	2026-05
Threshold Percentile	95.0%	95.0%	95.0%	95.0%	95.0%	95.0%	95.0%	95.0%	95.0%	95.0%	95.0%	95.0%	95.0%
Affirmation Count	0	1	0	0	1	4	1	0	1	1	4	2	3
Mean Time	—	0.09ms	—	—	0.13ms	0.29ms	0.60ms	—	1.22ms	0.76ms	1.58ms	1.09ms	0.76ms
Shortest Time	—	0.09ms	—	—	0.13ms	0.17ms	0.60ms	—	1.22ms	0.76ms	0.98ms	0.40ms	0.32ms
Longest Time	—	0.09ms	—	—	0.13ms	0.53ms	0.60ms	—	1.22ms	0.76ms	2.97ms	1.78ms	1.24ms
Median Time	—	0.09ms	—	—	0.13ms	0.22ms	0.60ms	—	1.22ms	0.76ms	1.18ms	1.09ms	0.71ms
PStDev Time	—	0.00ms	—	—	0.00ms	0.15ms	0.00ms	—	0.00ms	0.00ms	0.81ms	0.69ms	0.38ms

ccTLD Creation/Transfer	2025-05	2025-06	2025-07	2025-08	2025-09	2025-10	2025-11	2025-12	2026-01	2026-02	2026-03	2026-04	2026-05
Affirmation Time	—	—	0.59ms	—	—	—	0.14ms	—	—	—	—	—	—
Monthly Threshold	60000ms	60000ms	60000ms	60000ms	60000ms	60000ms	60000ms	60000ms	60000ms	60000ms	60000ms	60000ms	60000ms
Threshold Percentile	95.0%	95.0%	95.0%	95.0%	95.0%	95.0%	95.0%	95.0%	95.0%	95.0%	95.0%	95.0%	95.0%
Affirmation Count	0	0	2	0	0	0	1	0	0	0	0	0	0
Mean Time	—	—	0.37ms	—	—	—	0.14ms	—	—	—	—	—	—
Shortest Time	—	—	0.13ms	—	—	—	0.14ms	—	—	—	—	—	—
Longest Time	—	—	0.61ms	—	—	—	0.14ms	—	—	—	—	—	—
Median Time	—	—	0.37ms	—	—	—	0.14ms	—	—	—	—	—	—
PStDev Time	—	—	0.24ms	—	—	—	0.00ms	—	—	—	—	—	—

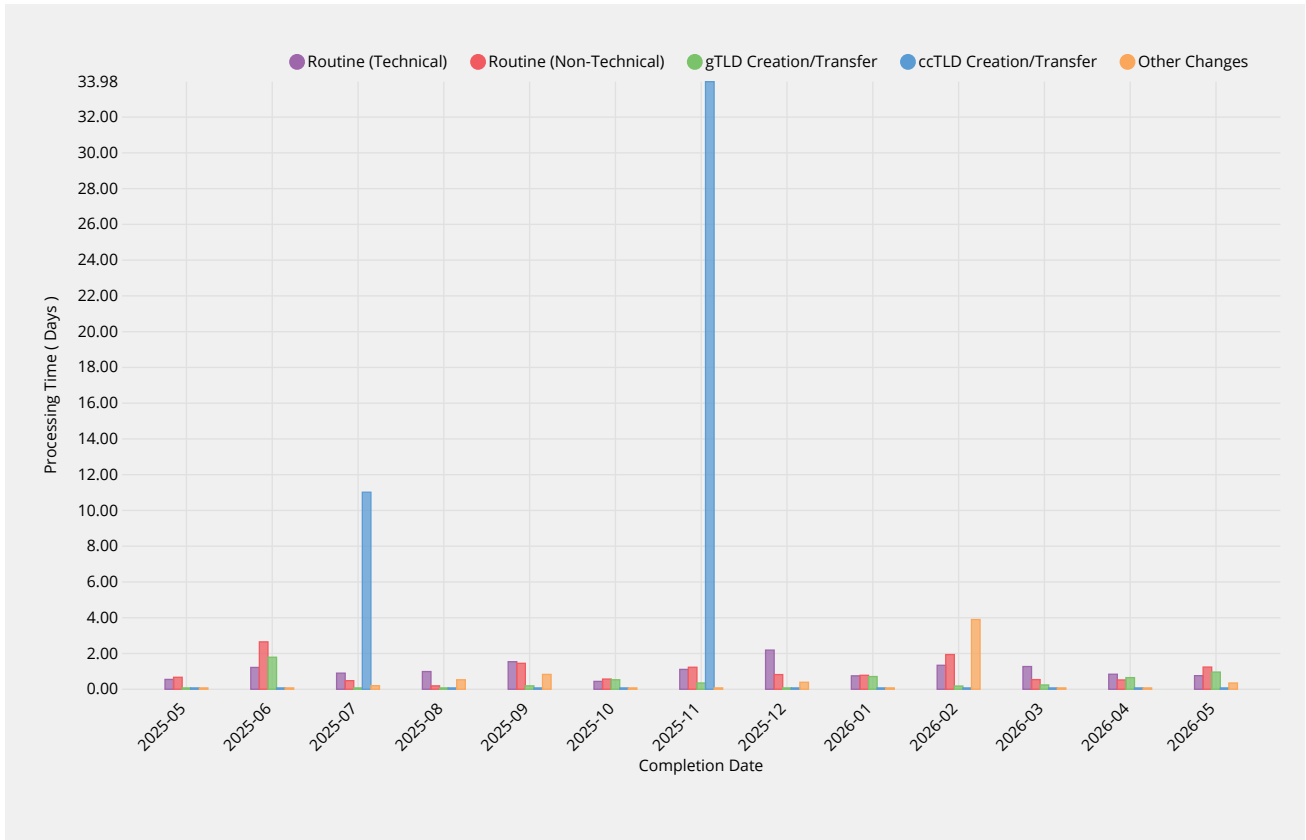
Other Changes	2025-05	2025-06	2025-07	2025-08	2025-09	2025-10	2025-11	2025-12	2026-01	2026-02	2026-03	2026-04	2026-05
Affirmation Time	0.27ms	—	0.33ms	0.09ms	0.91ms	2.19ms	—	11.81ms	—	1.04ms	—	—	0.40ms
Monthly Threshold	60000ms	60000ms	60000ms	60000ms	60000ms	60000ms	60000ms	60000ms	60000ms	60000ms	60000ms	60000ms	60000ms
Threshold Percentile	95.0%	95.0%	95.0%	95.0%	95.0%	95.0%	95.0%	95.0%	95.0%	95.0%	95.0%	95.0%	95.0%
Affirmation Count	3	0	2	2	4	2	0	3	0	2	0	0	1
Mean Time	0.21ms	—	0.23ms	0.09ms	0.53ms	1.18ms	—	4.70ms	—	0.83ms	—	—	0.40ms
Shortest Time	0.13ms	—	0.11ms	0.09ms	0.06ms	0.06ms	—	0.48ms	—	0.60ms	—	—	0.40ms
Longest Time	0.28ms	—	0.34ms	0.10ms	0.95ms	2.30ms	—	13.06ms	—	1.06ms	—	—	0.40ms
Median Time	0.21ms	—	0.23ms	0.09ms	0.56ms	1.18ms	—	0.57ms	—	0.83ms	—	—	0.40ms
PStDev Time	0.06ms	—	0.12ms	0.00ms	0.33ms	1.12ms	—	5.91ms	—	0.23ms	—	—	0.00ms

Staff Processing

Validation and Reviews

Time to complete all other validations and reviews by IANA Functions Operator and release request for

implementation.



Routine (Technical)	2025-05	2025-06	2025-07	2025-08	2025-09	2025-10	2025-11	2025-12	2026-01	2026-02	2026-03	2026-04	2026-05
Processing Time	0.55d	1.22d	0.90d	0.99d	1.54d	0.44d	1.11d	2.19d	0.75d	1.34d	1.27d	0.84d	0.76d
Monthly Threshold	5d	5d	5d	5d	5d	5d	5d	5d	5d	5d	5d	5d	5d
Threshold Percentile	90.0%	90.0%	90.0%	90.0%	90.0%	90.0%	90.0%	90.0%	90.0%	90.0%	90.0%	90.0%	90.0%
Request Count	86	100	81	18	20	16	19	103	30	62	34	48	20
Mean Time	0.33d	0.59d	0.46d	0.53d	0.57d	0.30d	0.48d	0.57d	0.43d	0.62d	0.43d	0.49d	0.44d
Shortest Time	0.03d	0.05d	0.06d	0.02d	0.04d	0.09d	0.02d	0.01d	0.04d	0.03d	0.07d	0.01d	0.05d
Longest Time	2.16d	1.26d	2.89d	1.38d	2.59d	0.52d	1.11d	2.19d	0.90d	2.42d	2.18d	1.82d	2.00d
Median Time	0.35d	0.40d	0.31d	0.47d	0.31d	0.27d	0.47d	0.21d	0.50d	0.37d	0.14d	0.43d	0.27d
PStDev Time	0.29d	0.49d	0.60d	0.38d	0.67d	0.13d	0.37d	0.69d	0.24d	0.59d	0.57d	0.37d	0.44d

Routine (Non-Technical)	2025-05	2025-06	2025-07	2025-08	2025-09	2025-10	2025-11	2025-12	2026-01	2026-02	2026-03	2026-04	2026-05
Processing Time	0.67d	2.65d	0.48d	0.19d	1.45d	0.57d	1.23d	0.82d	0.78d	1.94d	0.54d	0.52d	1.24d
Monthly Threshold	5d	5d	5d	5d	5d	5d	5d	5d	5d	5d	5d	5d	5d
Threshold Percentile	90.0%	90.0%	90.0%	90.0%	90.0%	90.0%	90.0%	90.0%	90.0%	90.0%	90.0%	90.0%	90.0%
Request Count	67	24	27	80	62	262	41	62	19	9	84	53	17
Mean Time	0.32d	3.74d	0.19d	0.15d	0.39d	0.38d	0.71d	0.48d	0.45d	0.85d	0.38d	0.35d	1.02d
Shortest Time	0.04d	0.00d	0.00d	0.02d	0.01d	0.02d	0.00d	0.00d	0.01d	0.02d	0.00d	0.00d	0.05d
Longest Time	0.86d	75.00d	2.37d	0.86d	2.59d	12.30d	1.30d	2.26d	0.78d	1.94d	14.09d	1.90d	6.87d
Median Time	0.20d	0.44d	0.02d	0.09d	0.06d	0.25d	0.66d	0.46d	0.43d	0.76d	0.09d	0.41d	0.65d
PStDev Time	0.25d	14.88d	0.46d	0.18d	0.64d	0.81d	0.47d	0.57d	0.29d	0.74d	1.55d	0.39d	1.49d

gTLD Creation/Transfer	2025-05	2025-06	2025-07	2025-08	2025-09	2025-10	2025-11	2025-12	2026-01	2026-02	2026-03	2026-04	2026-05
Processing Time	—	1.79d	—	—	0.19d	0.53d	0.35d	—	0.71d	0.18d	0.24d	0.65d	0.96d
Monthly Threshold	10d	10d	10d	10d	10d	10d	10d	10d	10d	10d	10d	10d	10d
Threshold Percentile	90.0%	90.0%	90.0%	90.0%	90.0%	90.0%	90.0%	90.0%	90.0%	90.0%	90.0%	90.0%	90.0%
Request Count	0	1	0	0	1	4	1	0	1	1	4	2	3
Mean Time	—	1.79d	—	—	0.19d	0.53d	0.35d	—	0.71d	0.18d	0.17d	0.43d	0.47d

gTLD Creation/Transfer	2025-05	2025-06	2025-07	2025-08	2025-09	2025-10	2025-11	2025-12	2026-01	2026-02	2026-03	2026-04	2026-05
Shortest Time	—	1.79d	—	—	0.19d	0.53d	0.35d	—	0.71d	0.18d	0.05d	0.16d	0.12d
Longest Time	—	1.79d	—	—	0.19d	0.53d	0.35d	—	0.71d	0.18d	0.24d	0.71d	1.17d
Median Time	—	1.79d	—	—	0.19d	0.53d	0.35d	—	0.71d	0.18d	0.19d	0.43d	0.12d
PStDev Time	—	0.00d	—	—	0.00d	0.00d	0.00d	—	0.00d	0.00d	0.07d	0.27d	0.49d

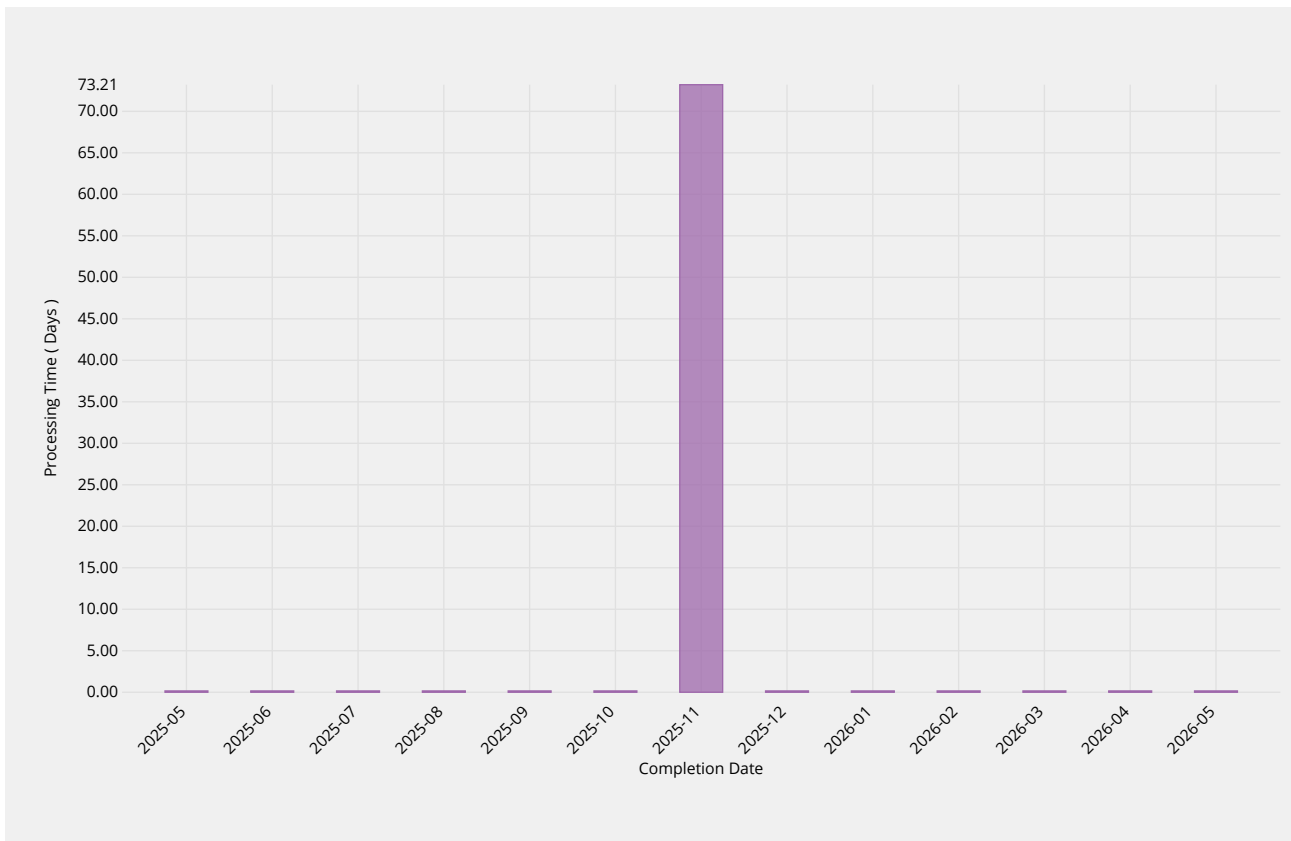
ccTLD Creation/Transfer	2025-05	2025-06	2025-07	2025-08	2025-09	2025-10	2025-11	2025-12	2026-01	2026-02	2026-03	2026-04	2026-05
Processing Time	—	—	11.02d	—	—	—	33.98d	—	—	—	—	—	—
Monthly Threshold	—	—	—	—	—	—	—	—	—	—	—	—	—
Threshold Percentile	—	—	—	—	—	—	—	—	—	—	—	—	—
Request Count	0	0	2	0	0	0	1	0	0	0	0	0	0
Mean Time	—	—	9.99d	—	—	—	33.98d	—	—	—	—	—	—
Shortest Time	—	—	8.96d	—	—	—	33.98d	—	—	—	—	—	—
Longest Time	—	—	11.02d	—	—	—	33.98d	—	—	—	—	—	—
Median Time	—	—	9.99d	—	—	—	33.98d	—	—	—	—	—	—
PStDev Time	—	—	1.03d	—	—	—	0.00d	—	—	—	—	—	—

Other Changes	2025-05	2025-06	2025-07	2025-08	2025-09	2025-10	2025-11	2025-12	2026-01	2026-02	2026-03	2026-04	2026-05
Processing Time	0.03d	—	0.20d	0.53d	0.83d	0.07d	—	0.39d	—	3.90d	—	—	0.35d
Monthly Threshold	—	—	—	—	—	—	—	—	—	—	—	—	—
Threshold Percentile	—	—	—	—	—	—	—	—	—	—	—	—	—
Request Count	3	0	2	2	4	2	0	3	0	2	0	0	1
Mean Time	0.02d	—	0.13d	0.49d	0.60d	0.06d	—	0.22d	—	2.12d	—	—	0.35d
Shortest Time	0.02d	—	0.06d	0.44d	0.22d	0.05d	—	0.06d	—	0.33d	—	—	0.35d
Longest Time	0.03d	—	0.20d	0.53d	0.83d	0.07d	—	0.39d	—	3.90d	—	—	0.35d
Median Time	0.02d	—	0.13d	0.49d	0.67d	0.06d	—	0.21d	—	2.12d	—	—	0.35d
PStDev Time	0.00d	—	0.07d	0.04d	0.24d	0.01d	—	0.14d	—	1.78d	—	—	0.00d

Third Party Approval

Time for third party review of request (e.g. by ICANN Board of Directors, PTI Board or other relevant

verification parties).



ccTLD Creation/Transfer	2025-05	2025-06	2025-07	2025-08	2025-09	2025-10	2025-11	2025-12	2026-01	2026-02	2026-03	2026-04	2026-05
Processing Time	—	—	—	—	—	—	73.21d	—	—	—	—	—	—
Request Count	0	0	0	0	0	0	1	0	0	0	0	0	0
Mean Time	—	—	—	—	—	—	73.21d	—	—	—	—	—	—
Shortest Time	—	—	—	—	—	—	73.21d	—	—	—	—	—	—
Longest Time	—	—	—	—	—	—	73.21d	—	—	—	—	—	—
Median Time	—	—	—	—	—	—	73.21d	—	—	—	—	—	—
PStDev Time	—	—	—	—	—	—	0.00d	—	—	—	—	—	—

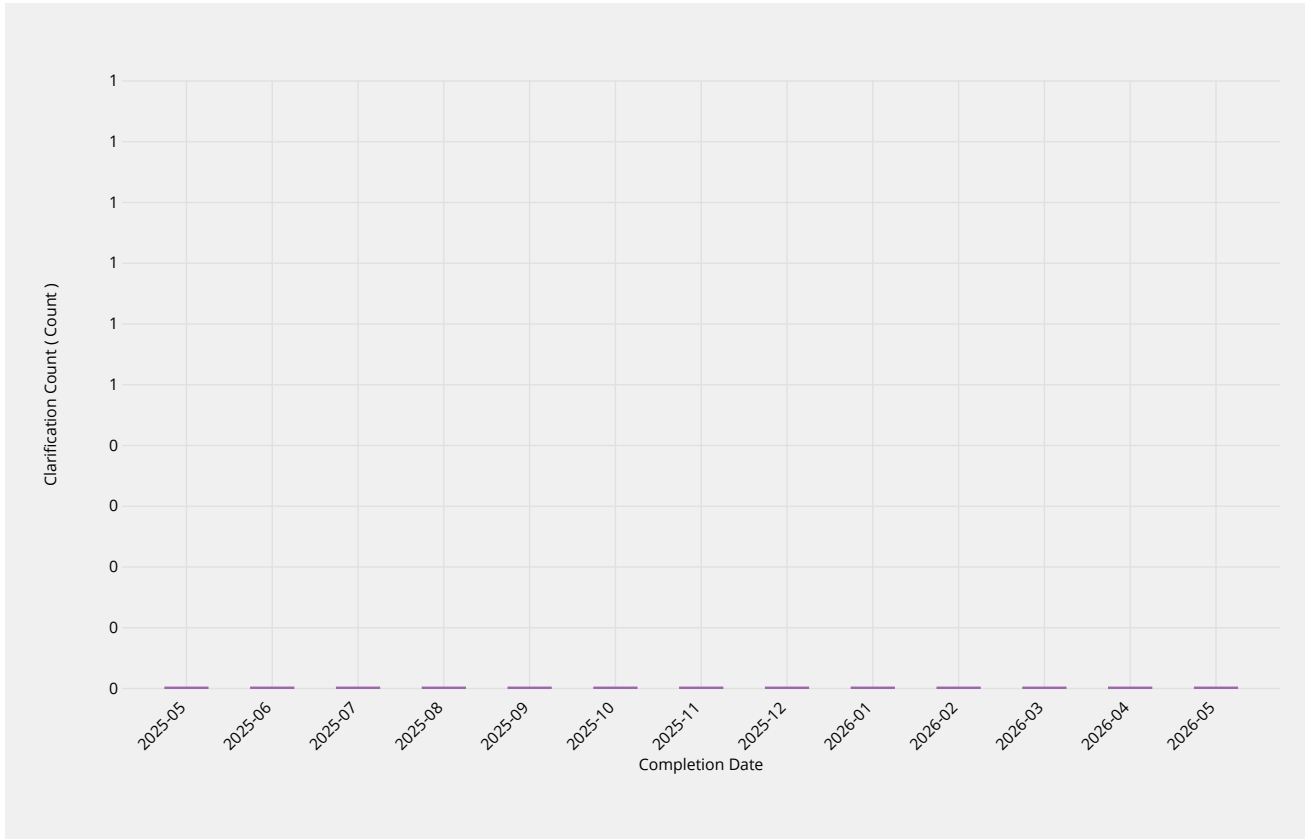
ccTLD Creation/Transfer

Submission Review

Time it takes staff to process the information included in each documentation submission, and respond

Requester Clarification

The number of times a clarification or remediation was required from the requester.

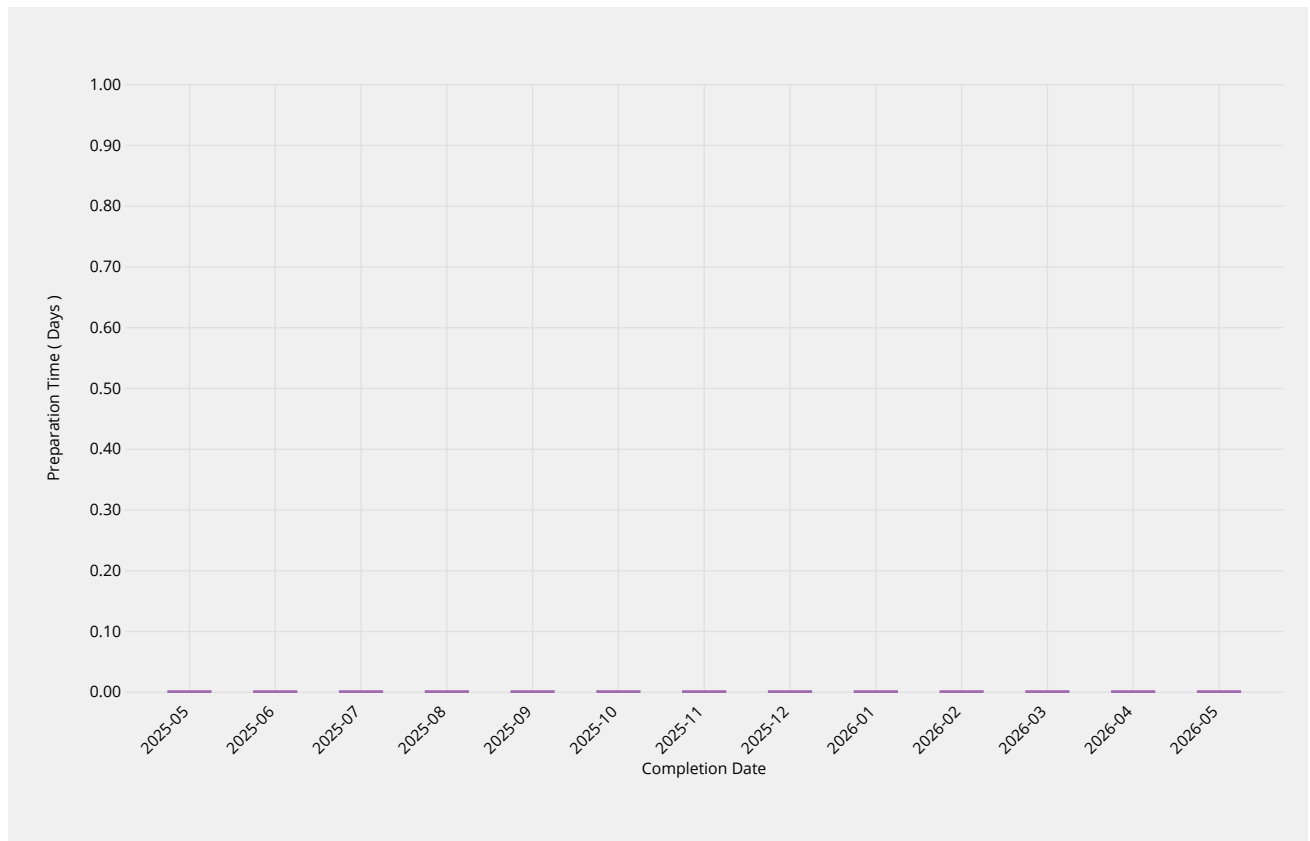


Requester Clarification	2025-05	2025-06	2025-07	2025-08	2025-09	2025-10	2025-11	2025-12	2026-01	2026-02	2026-03	2026-04	2026-05
Clarification Count	—	—	0	—	—	—	0	—	—	—	—	—	—
Request Count	0	0	2	0	0	0	1	0	0	0	0	0	0
Lowest Count	—	—	0	—	—	—	0	—	—	—	—	—	—
Highest Count	—	—	0	—	—	—	0	—	—	—	—	—	—

Report Preparation

Time it takes for staff to prepare a delegation or transfer report to be submitted for review and

publication.



Report Preparation	2025-05	2025-06	2025-07	2025-08	2025-09	2025-10	2025-11	2025-12	2026-01	2026-02	2026-03	2026-04	2026-05
Preparation Time	—	—	—	—	—	—	—	—	—	—	—	—	—
Monthly Threshold	21d	21d	21d	21d	21d	21d	21d	21d	21d	21d	21d	21d	21d
Threshold Percentile	100.0%	100.0%	100.0%	100.0%	100.0%	100.0%	100.0%	100.0%	100.0%	100.0%	100.0%	100.0%	100.0%
Report Count	0	0	0	0	0	0	0	0	0	0	0	0	0
Mean Time	—	—	—	—	—	—	—	—	—	—	—	—	—
Shortest Time	—	—	—	—	—	—	—	—	—	—	—	—	—
Longest Time	—	—	—	—	—	—	—	—	—	—	—	—	—
Median Time	—	—	—	—	—	—	—	—	—	—	—	—	—
PStDev Time	—	—	—	—	—	—	—	—	—	—	—	—	—

Implementation

Root Zone Publication

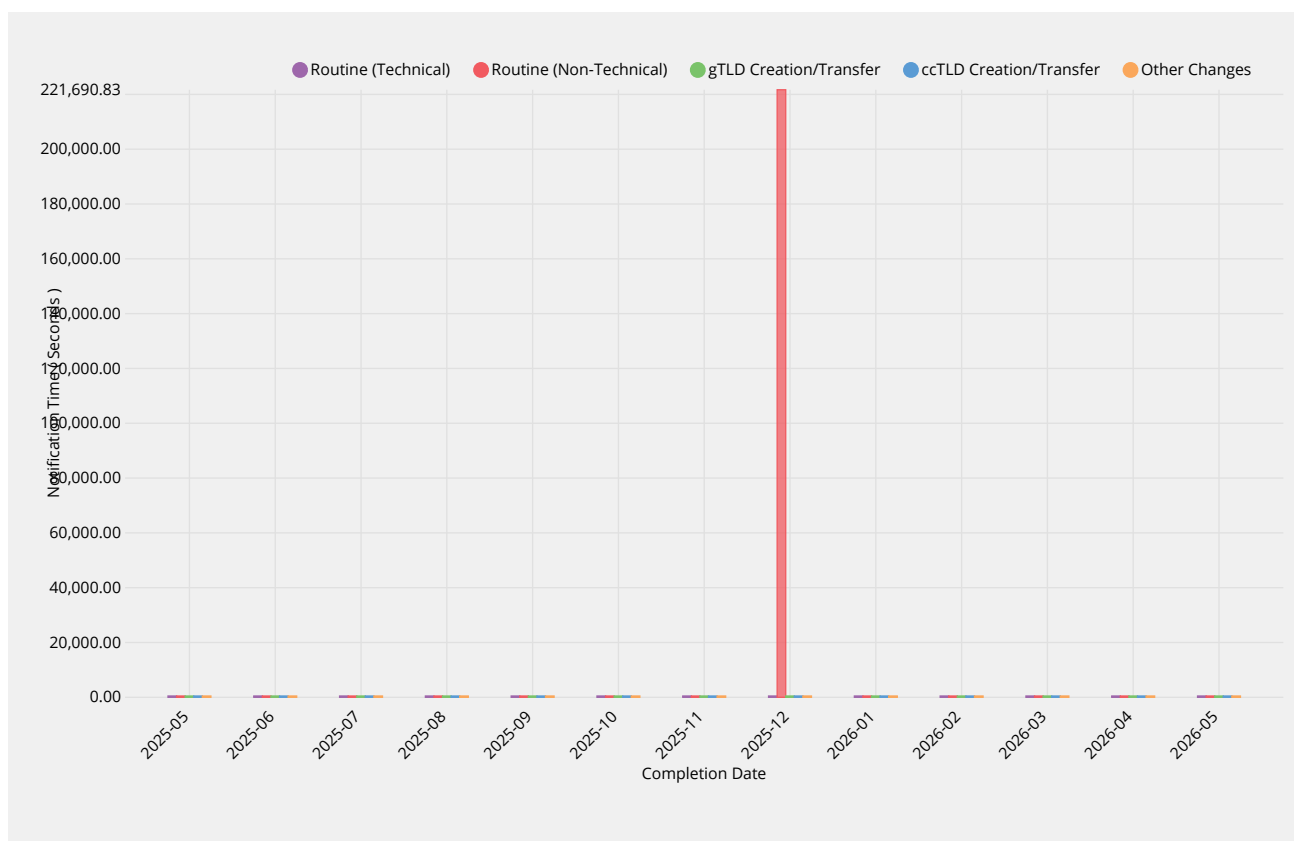
Time for root zone changes to be published following completion of validations and reviews by IANA

ccTLD Creation/Transfer	2025-05	2025-06	2025-07	2025-08	2025-09	2025-10	2025-11	2025-12	2026-01	2026-02	2026-03	2026-04	2026-05
Shortest Time	—	—	—	—	—	—	—	—	—	—	—	—	—
Longest Time	—	—	—	—	—	—	—	—	—	—	—	—	—
Median Time	—	—	—	—	—	—	—	—	—	—	—	—	—
PStDev Time	—	—	—	—	—	—	—	—	—	—	—	—	—

Other Changes	2025-05	2025-06	2025-07	2025-08	2025-09	2025-10	2025-11	2025-12	2026-01	2026-02	2026-03	2026-04	2026-05
Publication Time	22.87h	—	1.81h	5.01h	4.51h	4.72h	—	4.33h	—	4.41h	—	—	—
Monthly Threshold	—	—	—	—	—	—	—	—	—	—	—	—	—
Threshold Percentile	—	—	—	—	—	—	—	—	—	—	—	—	—
Publication Count	2	0	1	1	2	1	0	2	0	2	0	0	0
Mean Time	13.24h	—	1.81h	5.01h	4.36h	4.72h	—	3.75h	—	4.31h	—	—	—
Shortest Time	3.62h	—	1.81h	5.01h	4.21h	4.72h	—	3.16h	—	4.21h	—	—	—
Longest Time	22.87h	—	1.81h	5.01h	4.51h	4.72h	—	4.33h	—	4.41h	—	—	—
Median Time	13.24h	—	1.81h	5.01h	4.36h	4.72h	—	3.75h	—	4.31h	—	—	—
PStDev Time	9.63h	—	0.00h	0.00h	0.15h	0.00h	—	0.59h	—	0.10h	—	—	—

Notification of Completion

Time to notify requester of change completion following publication of requested changes.



Routine (Technical)	2025-05	2025-06	2025-07	2025-08	2025-09	2025-10	2025-11	2025-12	2026-01	2026-02	2026-03	2026-04	2026-05
Notification Time	1.74s	2.36s	2.80s	3.07s	2.21s	1.62s	4.00s	7.26s	3.25s	3.74s	3.40s	2.07s	3.66s
Monthly Threshold	60s	60s	60s	60s	60s	60s	60s	60s	60s	60s	60s	60s	60s
Threshold Percentile	95.0%	95.0%	95.0%	95.0%	95.0%	95.0%	95.0%	95.0%	95.0%	95.0%	95.0%	95.0%	95.0%
Notification Count	86	100	80	18	20	14	19	103	30	62	34	48	20
Mean Time	1.12s	1.18s	1.12s	1.12s	1.13s	1.12s	1.98s	6147.26s	1.76s	1.77s	1.80s	1.57s	2.37s
Shortest Time	0.05s	0.06s	0.04s	0.06s	0.11s	0.36s	0.42s	0.37s	0.24s	0.40s	0.28s	0.60s	1.20s
Longest Time	2.85s	6.26s	6.05s	3.16s	2.97s	1.83s	4.17s	240336.59s	3.66s	5.44s	5.64s	5.17s	6.06s
Median Time	1.20s	1.13s	1.17s	1.18s	1.12s	1.28s	1.84s	1.98s	1.67s	1.51s	1.67s	1.47s	2.09s

Routine (Technical)	2025-05	2025-06	2025-07	2025-08	2025-09	2025-10	2025-11	2025-12	2026-01	2026-02	2026-03	2026-04	2026-05
PStDev Time	0.54s	1.04s	1.00s	0.92s	0.65s	0.43s	0.87s	36176.67s	0.82s	0.85s	0.93s	0.62s	1.09s

Routine (Non-Technical)	2025-05	2025-06	2025-07	2025-08	2025-09	2025-10	2025-11	2025-12	2026-01	2026-02	2026-03	2026-04	2026-05
Notification Time	1.57s	0.73s	3.67s	0.66s	0.94s	1.63s	4.90s	221690.83s	0.94s	1.05s	2.78s	3.24s	3.36s
Monthly Threshold	60s	60s	60s	60s	60s	60s	60s	60s	60s	60s	60s	60s	60s
Threshold Percentile	95.0%	95.0%	95.0%	95.0%	95.0%	95.0%	95.0%	95.0%	95.0%	95.0%	95.0%	95.0%	95.0%
Notification Count	67	23	27	80	62	260	41	62	19	9	83	50	16
Mean Time	0.37s	0.25s	0.76s	0.23s	0.28s	0.38s	0.99s	40291.66s	0.47s	0.61s	0.73s	1.04s	1.47s
Shortest Time	0.04s	0.04s	0.05s	0.04s	0.04s	0.12s	0.22s	0.23s	0.17s	0.14s	0.13s	0.23s	0.23s
Longest Time	2.35s	1.04s	6.06s	3.20s	2.19s	4.13s	5.94s	423251.22s	1.16s	1.23s	4.46s	5.66s	3.49s
Median Time	0.10s	0.17s	0.19s	0.06s	0.09s	0.13s	0.46s	0.80s	0.40s	0.58s	0.37s	0.52s	1.16s
PStDev Time	0.55s	0.25s	1.43s	0.48s	0.42s	0.58s	1.34s	92646.35s	0.27s	0.28s	0.87s	1.12s	1.04s

gTLD Creation/Transfer	2025-05	2025-06	2025-07	2025-08	2025-09	2025-10	2025-11	2025-12	2026-01	2026-02	2026-03	2026-04	2026-05
Notification Time	—	0.52s	—	—	0.18s	0.28s	1.34s	—	2.01s	0.67s	0.58s	1.98s	3.20s
Monthly Threshold	60s	60s	60s	60s	60s	60s	60s	60s	60s	60s	60s	60s	60s
Threshold Percentile	95.0%	95.0%	95.0%	95.0%	95.0%	95.0%	95.0%	95.0%	95.0%	95.0%	95.0%	95.0%	95.0%
Notification Count	0	1	0	0	1	4	1	0	1	1	4	2	3
Mean Time	—	0.52s	—	—	0.18s	0.18s	1.34s	—	2.01s	0.67s	0.35s	1.73s	2.93s
Shortest Time	—	0.52s	—	—	0.18s	0.14s	1.34s	—	2.01s	0.67s	0.23s	1.45s	2.57s
Longest Time	—	0.52s	—	—	0.18s	0.31s	1.34s	—	2.01s	0.67s	0.63s	2.01s	3.22s
Median Time	—	0.52s	—	—	0.18s	0.14s	1.34s	—	2.01s	0.67s	0.28s	1.73s	3.01s
PStDev Time	—	0.00s	—	—	0.00s	0.07s	0.00s	—	0.00s	0.00s	0.16s	0.28s	0.27s

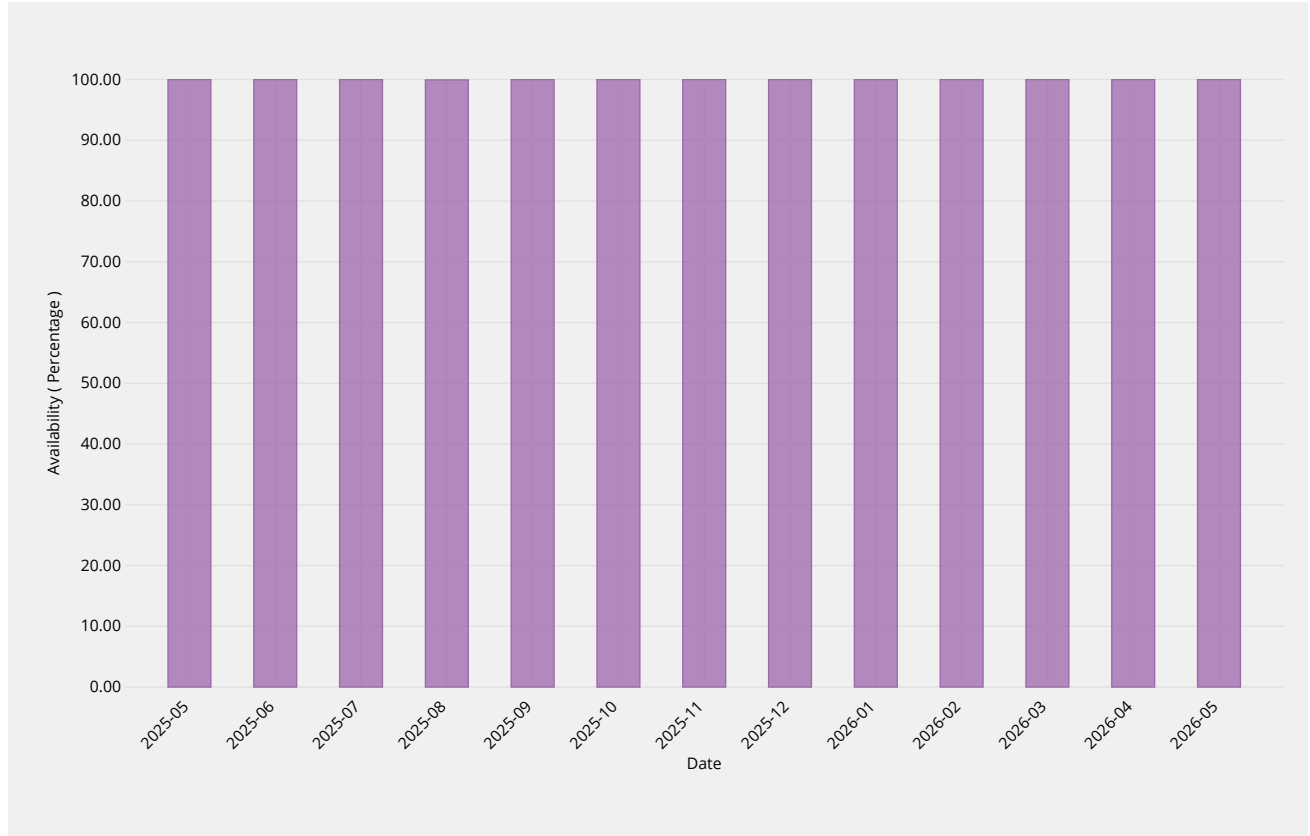
ccTLD Creation/Transfer	2025-05	2025-06	2025-07	2025-08	2025-09	2025-10	2025-11	2025-12	2026-01	2026-02	2026-03	2026-04	2026-05
Notification Time	—	—	—	—	—	—	0.70s	—	—	—	—	—	—
Monthly Threshold	60s	60s	60s	60s	60s	60s	60s	60s	60s	60s	60s	60s	60s
Threshold Percentile	95.0%	95.0%	95.0%	95.0%	95.0%	95.0%	95.0%	95.0%	95.0%	95.0%	95.0%	95.0%	95.0%
Notification Count	0	0	0	0	0	0	1	0	0	0	0	0	0
Mean Time	—	—	—	—	—	—	0.70s	—	—	—	—	—	—
Shortest Time	—	—	—	—	—	—	0.70s	—	—	—	—	—	—
Longest Time	—	—	—	—	—	—	0.70s	—	—	—	—	—	—
Median Time	—	—	—	—	—	—	0.70s	—	—	—	—	—	—
PStDev Time	—	—	—	—	—	—	0.00s	—	—	—	—	—	—

Other Changes	2025-05	2025-06	2025-07	2025-08	2025-09	2025-10	2025-11	2025-12	2026-01	2026-02	2026-03	2026-04	2026-05
Notification Time	3.98s	—	0.17s	1.09s	2.23s	1.24s	—	1.75s	—	2.02s	—	—	0.38s
Monthly Threshold	60s	60s	60s	60s	60s	60s	60s	60s	60s	60s	60s	60s	60s
Threshold Percentile	95.0%	95.0%	95.0%	95.0%	95.0%	95.0%	95.0%	95.0%	95.0%	95.0%	95.0%	95.0%	95.0%
Notification Count	3	0	2	2	4	2	0	3	0	2	0	0	1
Mean Time	1.89s	—	0.15s	0.68s	1.00s	0.90s	—	1.24s	—	1.39s	—	—	0.38s
Shortest Time	0.12s	—	0.13s	0.22s	0.18s	0.53s	—	0.58s	—	0.68s	—	—	0.38s
Longest Time	4.28s	—	0.18s	1.14s	2.42s	1.27s	—	1.79s	—	2.09s	—	—	0.38s
Median Time	1.25s	—	0.15s	0.68s	0.70s	0.90s	—	1.36s	—	1.39s	—	—	0.38s
PStDev Time	1.76s	—	0.02s	0.46s	0.90s	0.37s	—	0.50s	—	0.71s	—	—	0.00s

System Availability

IANA Website

Percentage availability of IANA website for consulting documentations and other posted materials.



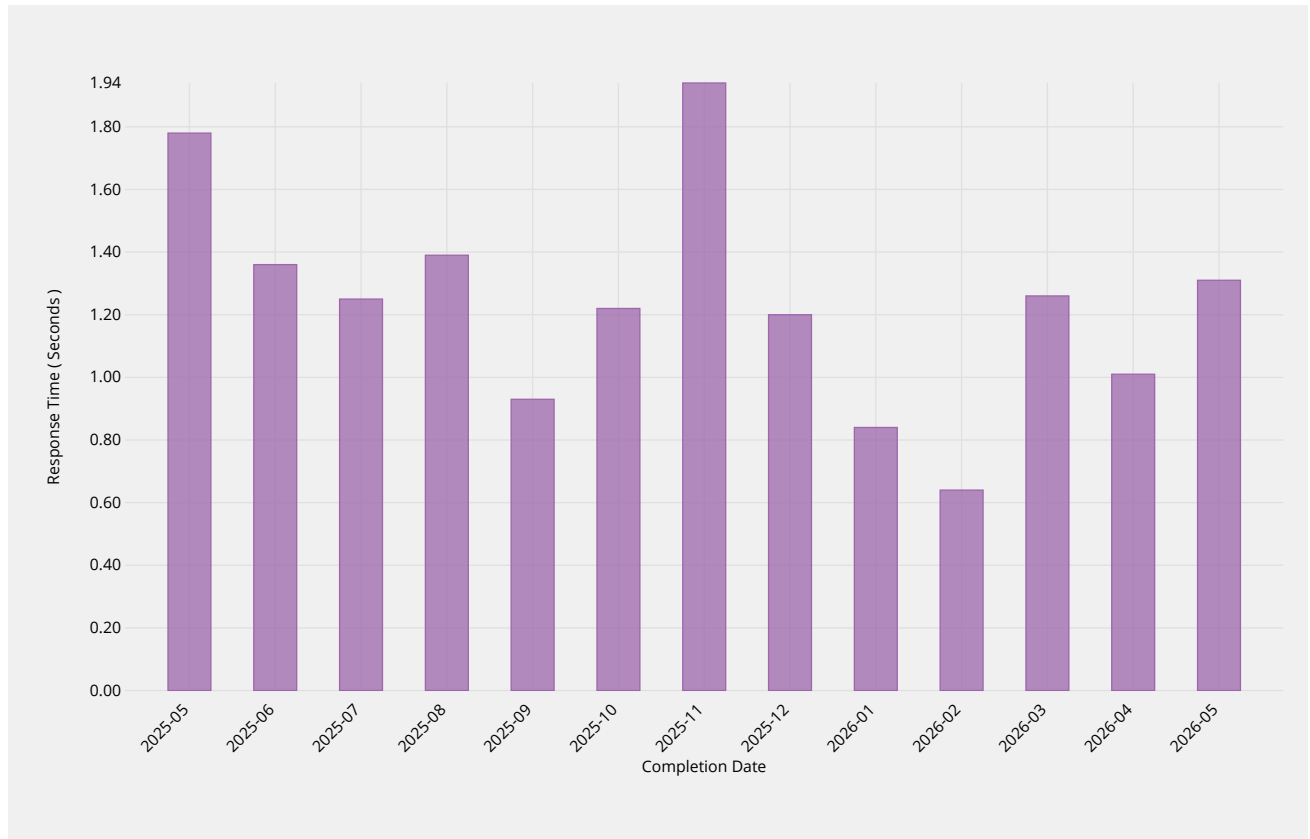
IANA Site Availability	2025-05	2025-06	2025-07	2025-08	2025-09	2025-10	2025-11	2025-12	2026-01	2026-02	2026-03	2026-04	2026-05
Availability	100.00%	100.00%	100.00%	99.94%	100.00%	100.00%	100.00%	100.00%	100.00%	100.00%	100.00%	100.00%	100.00%
Monthly Threshold	99%	99%	99%	99%	99%	99%	99%	99%	99%	99%	99%	99%	99%

Root Zone Management System

Percentage availability of the RZMS to allow customers to perform self-service operations via the web

Credential Recovery

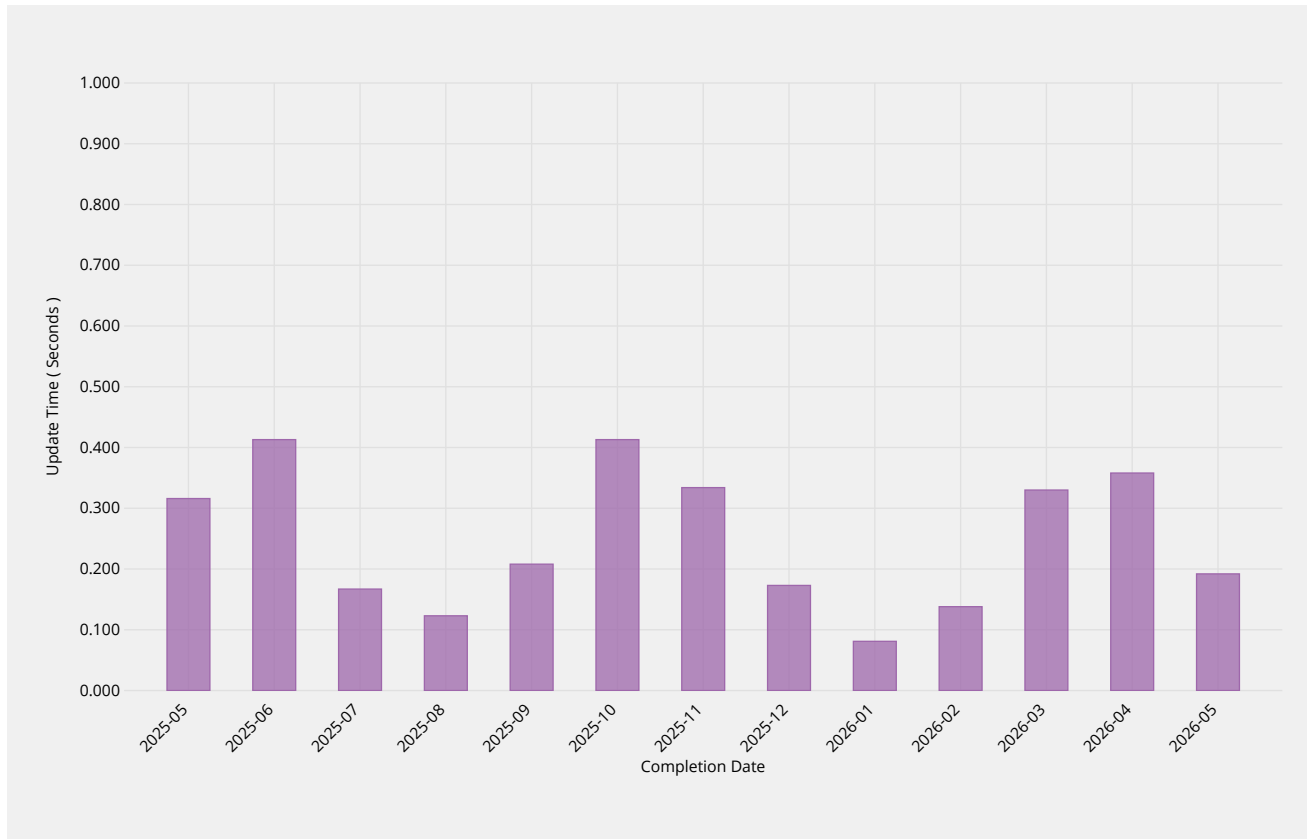
Time to dispatch confirmation email of forgotten password.



Credential Recovery Response	2025-05	2025-06	2025-07	2025-08	2025-09	2025-10	2025-11	2025-12	2026-01	2026-02	2026-03	2026-04	2026-05
Response Time	1.78s	1.36s	1.25s	1.39s	0.93s	1.22s	1.94s	1.20s	0.84s	0.64s	1.26s	1.01s	1.31s
Monthly Threshold	60s	60s	60s	60s	60s	60s	60s	60s	60s	60s	60s	60s	60s
Threshold Percentile	95.0%	95.0%	95.0%	95.0%	95.0%	95.0%	95.0%	95.0%	95.0%	95.0%	95.0%	95.0%	95.0%
Response Count	8	5	11	16	11	4	10	18	4	36	397	32	30
Mean Time	0.64s	0.89s	0.52s	0.43s	0.31s	0.53s	0.76s	0.53s	0.54s	0.31s	0.52s	0.45s	0.70s
Shortest Time	0.02s	0.57s	0.02s	0.02s	0.03s	0.13s	0.10s	0.10s	0.24s	0.10s	0.09s	0.10s	0.16s
Longest Time	2.09s	1.45s	1.75s	1.57s	1.25s	1.35s	2.11s	1.86s	0.87s	1.34s	4.49s	1.22s	2.22s
Median Time	0.25s	0.89s	0.42s	0.26s	0.24s	0.33s	0.59s	0.40s	0.52s	0.23s	0.38s	0.38s	0.67s
PStDev Time	0.68s	0.33s	0.45s	0.43s	0.34s	0.50s	0.70s	0.42s	0.24s	0.25s	0.44s	0.27s	0.44s

Credential Change

Time to implement new password within the system.



Credential Change	2025-05	2025-06	2025-07	2025-08	2025-09	2025-10	2025-11	2025-12	2026-01	2026-02	2026-03	2026-04	2026-05
Update Time	1.014s	1.125s	0.528s	0.243s	0.584s	1.175s	0.605s	0.595s	0.088s	0.514s	1.234s	1.279s	0.772s
Monthly Threshold	300s	300s	300s	300s	300s	300s	300s	300s	300s	300s	300s	300s	300s
Threshold Percentile	95.0%	95.0%	95.0%	95.0%	95.0%	95.0%	95.0%	95.0%	95.0%	95.0%	95.0%	95.0%	95.0%
Update Count	7	4	10	7	11	4	8	10	3	26	307	27	21
Mean Time	0.316s	0.413s	0.167s	0.123s	0.208s	0.413s	0.334s	0.173s	0.081s	0.138s	0.330s	0.358s	0.192s
Shortest Time	0.070s	0.075s	0.072s	0.069s	0.068s	0.079s	0.071s	0.072s	0.075s	0.068s	0.068s	0.077s	0.068s
Longest Time	1.190s	1.286s	0.829s	0.250s	0.681s	1.360s	0.657s	0.998s	0.089s	0.526s	2.068s	1.581s	0.842s
Median Time	0.074s	0.145s	0.078s	0.074s	0.080s	0.106s	0.393s	0.079s	0.078s	0.073s	0.073s	0.098s	0.081s
PStDev Time	0.400s	0.507s	0.223s	0.074s	0.208s	0.548s	0.216s	0.275s	0.006s	0.144s	0.419s	0.414s	0.228s

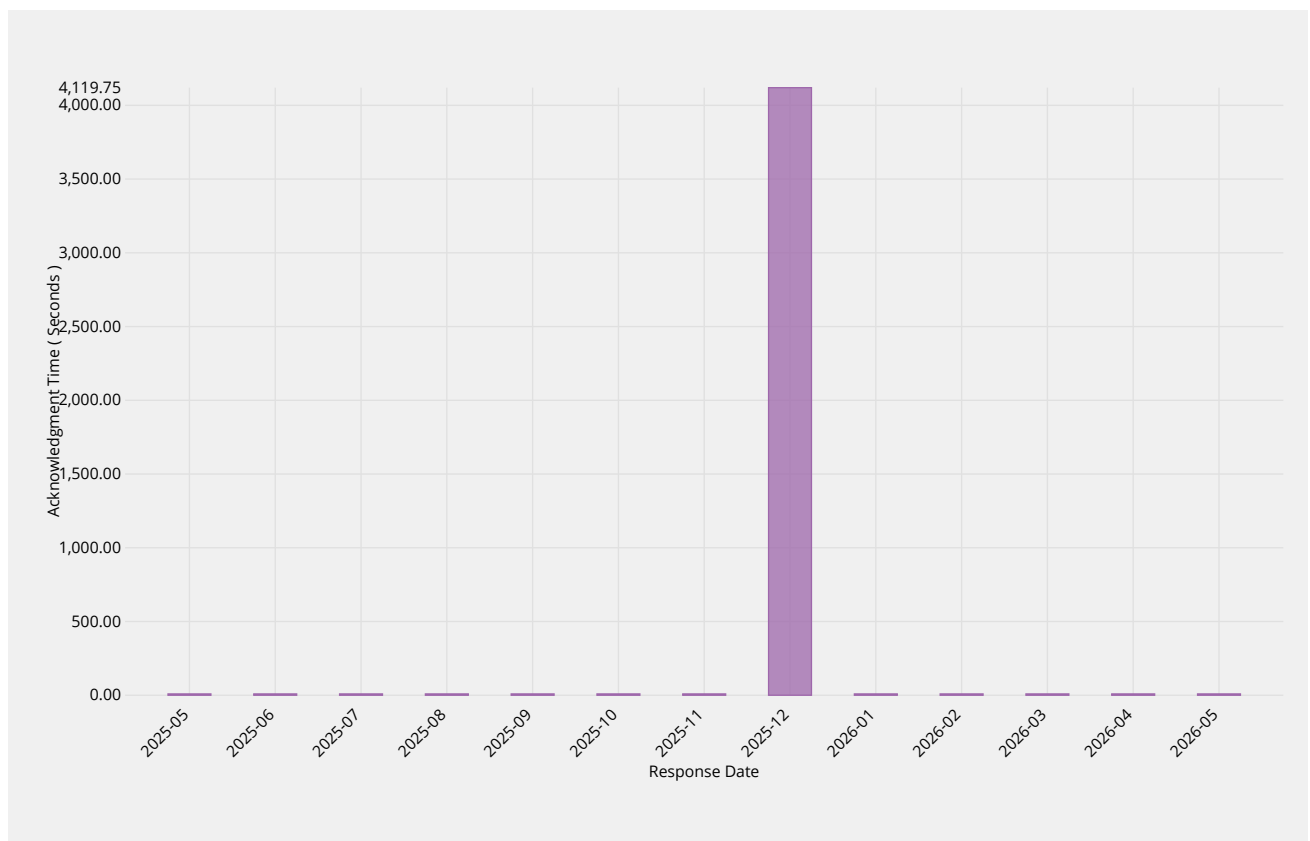
ccTLD Creation/Transfer	2025-05	2025-06	2025-07	2025-08	2025-09	2025-10	2025-11	2025-12	2026-01	2026-02	2026-03	2026-04	2026-05
Incident Count	0	0	0	0	0	0	0	0	0	0	0	0	0
Request Count	0	0	0	0	0	0	1	0	0	0	0	0	0

Other Changes	2025-05	2025-06	2025-07	2025-08	2025-09	2025-10	2025-11	2025-12	2026-01	2026-02	2026-03	2026-04	2026-05
Accuracy	100.00%	100.00%	100.00%	100.00%	100.00%	100.00%	100.00%	100.00%	100.00%	100.00%	100.00%	100.00%	100.00%
Monthly Threshold	100%	100%	100%	100%	100%	100%	100%	100%	100%	100%	100%	100%	100%
Incident Count	0	0	0	0	0	0	0	0	0	0	0	0	0
Request Count	3	0	2	2	4	2	0	3	0	2	0	0	1

Enquiry Processing

Time to acknowledge

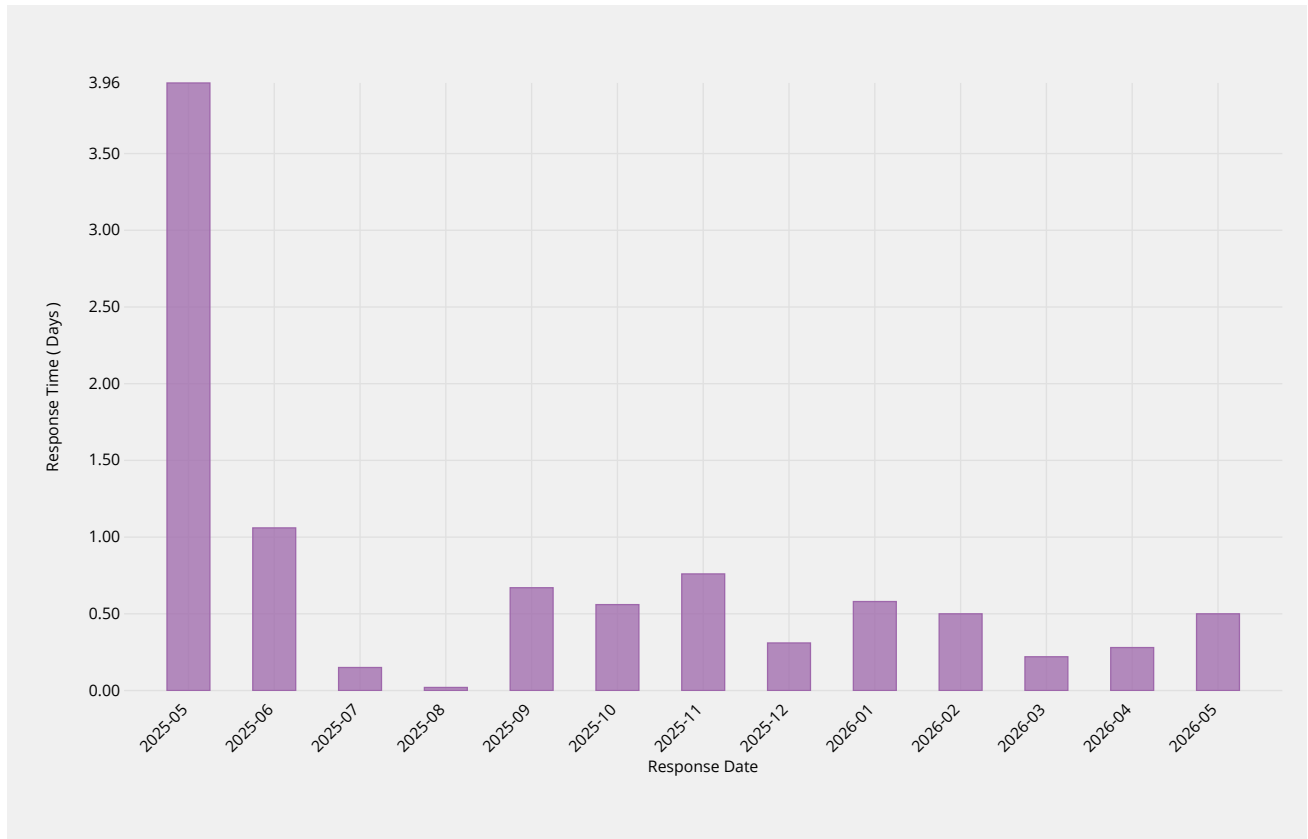
Time taken to send initial acknowledgement of a receipt of a general enquiry pertaining to root zone management but not pertaining to interactions in a change request context.



Manual Enquiries	2025-05	2025-06	2025-07	2025-08	2025-09	2025-10	2025-11	2025-12	2026-01	2026-02	2026-03	2026-04	2026-05
Acknowledgment Time	—	0.85s	0.00s	0.00s	0.00s	0.55s	1.50s	14006.45s	0.00s	0.00s	1.00s	0.60s	0.00s
Monthly Threshold	60s	60s	60s	60s	60s	60s	60s	60s	60s	60s	60s	60s	60s
Acknowledge Percentile	95.0%	95.0%	95.0%	95.0%	95.0%	95.0%	95.0%	95.0%	95.0%	95.0%	95.0%	95.0%	95.0%
Acknowledgment Count	0	4	5	1	1	10	6	4	3	1	62	9	7
Mean Time	—	0.25s	0.00s	0.00s	0.00s	0.10s	0.33s	4119.75s	0.00s	0.00s	0.13s	0.11s	0.00s
Shortest Time	—	0.00s	0.00s	0.00s	0.00s	0.00s	0.00s	0.00s	0.00s	0.00s	0.00s	0.00s	0.00s
Longest Time	—	1.00s	0.00s	0.00s	0.00s	1.00s	2.00s	16478.00s	0.00s	0.00s	1.00s	1.00s	0.00s
Median Time	—	0.00s	0.00s	0.00s	0.00s	0.00s	0.00s	0.50s	0.00s	0.00s	0.00s	0.00s	0.00s
PStDev Time	—	0.43s	0.00s	0.00s	0.00s	0.30s	0.75s	7135.04s	0.00s	0.00s	0.34s	0.31s	0.00s

Time to initial response

Time taken for staff to respond to enquiry, either in part or in whole.



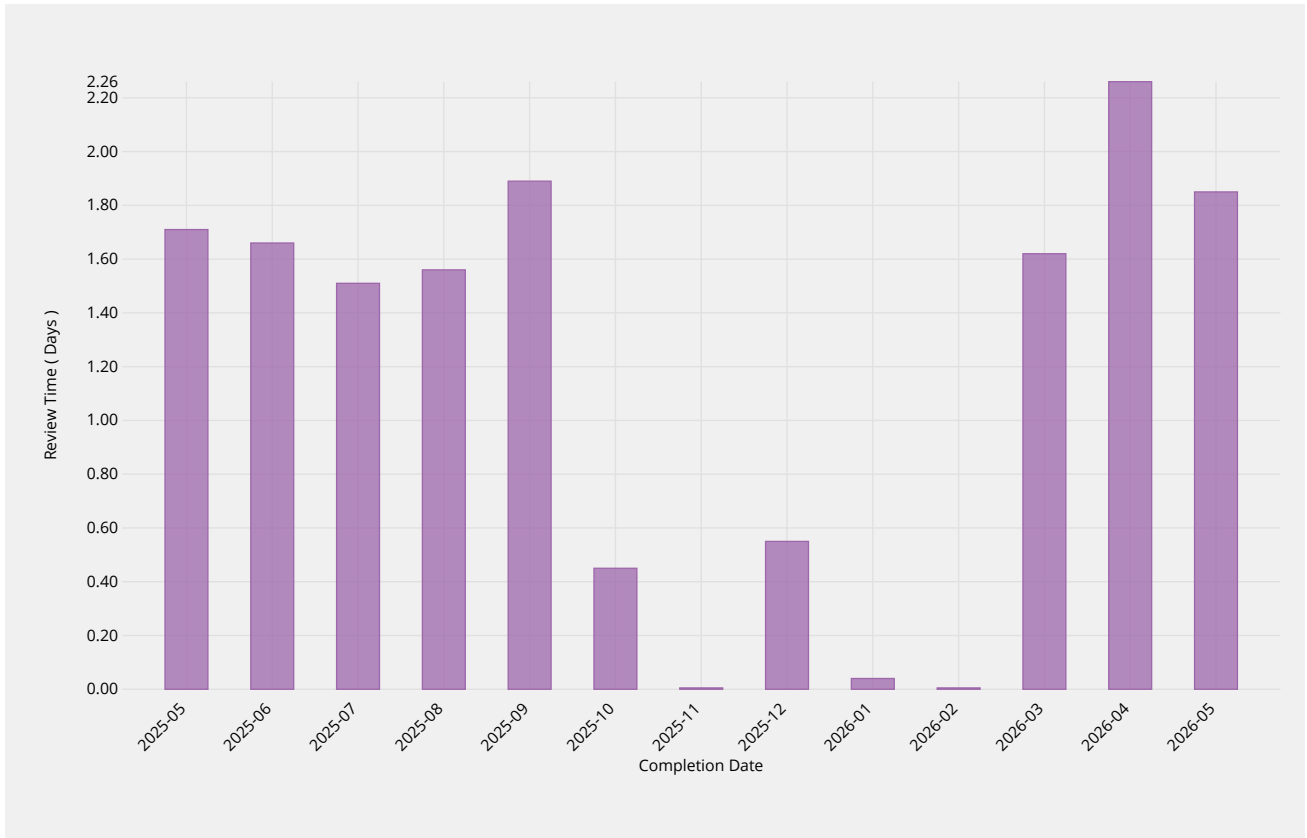
Manual Enquiries	2025-05	2025-06	2025-07	2025-08	2025-09	2025-10	2025-11	2025-12	2026-01	2026-02	2026-03	2026-04	2026-05
Response Time	3.96d	2.33d	0.22d	0.02d	0.67d	1.18d	1.65d	0.78d	1.19d	0.50d	0.36d	0.55d	0.93d
Monthly Threshold	5d	5d	5d	5d	5d	5d	5d	5d	5d	5d	5d	5d	5d
Threshold Percentile	90.0%	90.0%	90.0%	90.0%	90.0%	90.0%	90.0%	90.0%	90.0%	90.0%	90.0%	90.0%	90.0%
Request Count	1	4	5	1	1	6	6	4	3	1	59	8	7
Mean Time	3.96d	1.06d	0.15d	0.02d	0.67d	0.56d	0.76d	0.31d	0.58d	0.50d	0.22d	0.28d	0.50d
Shortest Time	3.96d	0.05d	0.11d	0.02d	0.67d	0.11d	0.04d	0.01d	0.11d	0.50d	0.01d	0.03d	0.00d
Longest Time	3.96d	3.05d	0.24d	0.02d	0.67d	1.58d	2.37d	1.06d	1.44d	0.50d	0.78d	0.56d	1.30d
Median Time	3.96d	0.57d	0.12d	0.02d	0.67d	0.38d	0.58d	0.08d	0.19d	0.50d	0.21d	0.26d	0.54d
PStDev Time	0.00d	1.17d	0.05d	0.00d	0.00d	0.52d	0.79d	0.44d	0.61d	0.00d	0.15d	0.24d	0.40d

Label Generation Rulesets

Review Time

The time it takes for staff to review a submission and either agree that it is well-formed or send it back

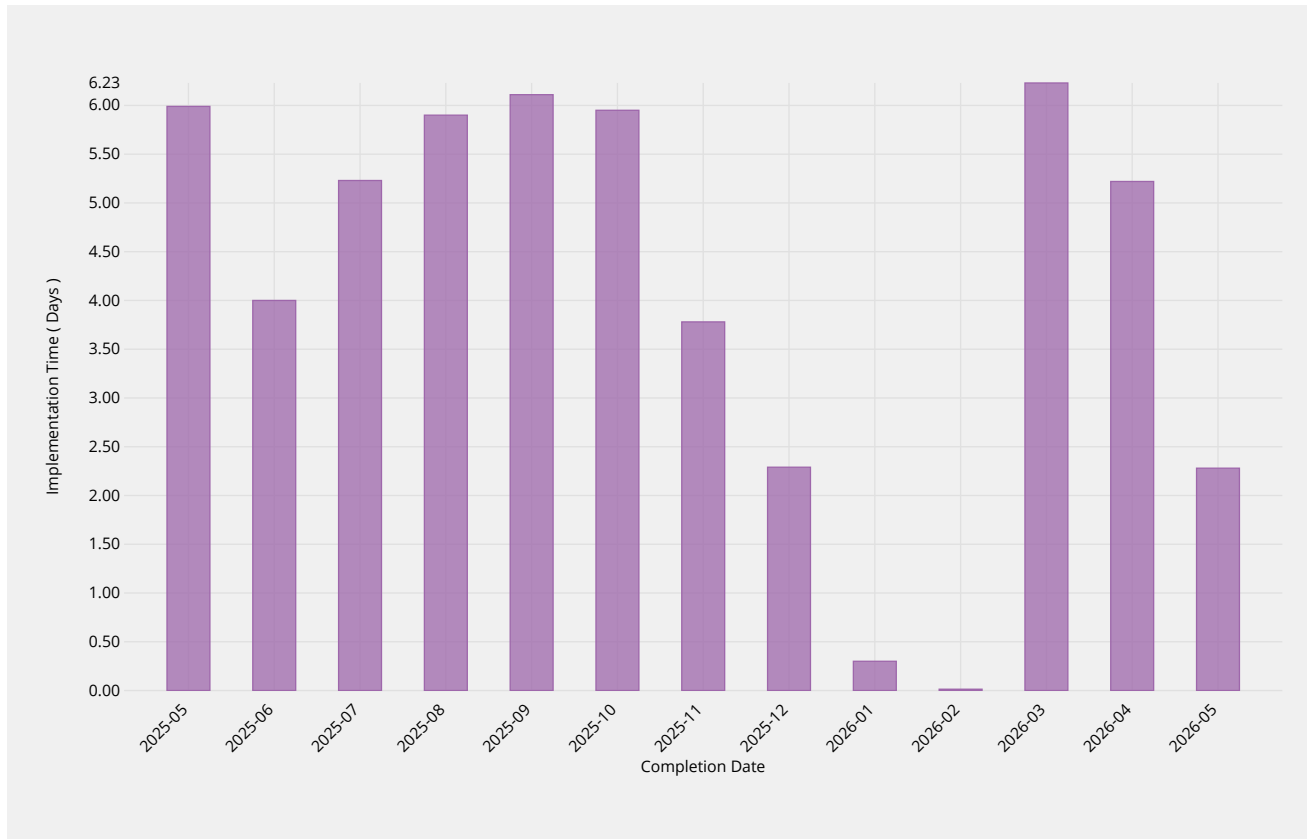
for remediation.



Review Time	2025-05	2025-06	2025-07	2025-08	2025-09	2025-10	2025-11	2025-12	2026-01	2026-02	2026-03	2026-04	2026-05
Review Time	1.71d	1.66d	1.51d	1.56d	1.89d	0.45d	0.00d	0.55d	0.04d	—	1.62d	2.26d	1.85d
Monthly Threshold	5d	5d	5d	5d	5d	5d	5d	5d	5d	5d	5d	5d	5d
Threshold Percentile	90.0%	90.0%	90.0%	90.0%	90.0%	90.0%	90.0%	90.0%	90.0%	90.0%	90.0%	90.0%	90.0%
Review Count	7	9	4	18	9	1	1	1	1	0	1	12	2
Shortest Time	0.48d	0.86d	0.91d	0.00d	0.00d	0.45d	0.00d	0.55d	0.04d	—	1.62d	0.45d	1.20d
Longest Time	1.97d	2.20d	1.52d	1.87d	1.99d	0.45d	0.00d	0.55d	0.04d	—	1.62d	2.26d	1.93d
Median Time	0.83d	1.31d	1.27d	1.56d	1.30d	0.45d	0.00d	0.55d	0.04d	—	1.62d	1.50d	1.56d
PStDev Time	0.47d	0.38d	0.27d	0.58d	0.64d	0.00d	0.00d	0.00d	0.00d	—	0.00d	0.64d	0.36d

Implementation Time

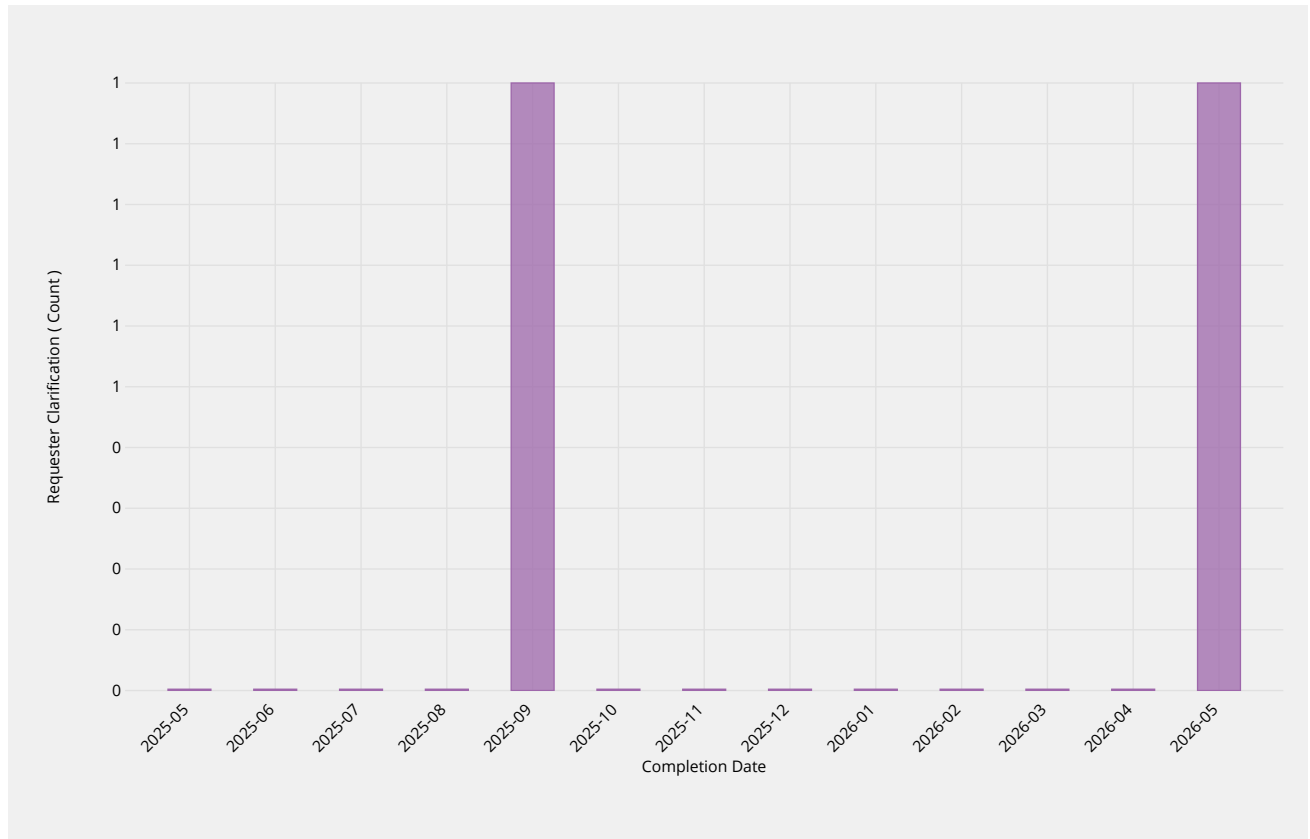
Time it takes for staff to publish a change once it meets all requirements.



Implementation Time	2025-05	2025-06	2025-07	2025-08	2025-09	2025-10	2025-11	2025-12	2026-01	2026-02	2026-03	2026-04	2026-05
Implementation Time	5.99d	4.00d	5.23d	5.90d	6.11d	5.95d	3.78d	2.29d	0.30d	—	6.23d	5.22d	2.28d
Monthly Threshold	7d	7d	7d	7d	7d	7d	7d	7d	7d	7d	7d	7d	7d
Threshold Percentile	90.0%	90.0%	90.0%	90.0%	90.0%	90.0%	90.0%	90.0%	90.0%	90.0%	90.0%	90.0%	90.0%
Request Count	7	9	4	18	9	1	1	1	1	0	1	12	2
Shortest Time	3.20d	0.16d	0.33d	1.06d	1.04d	5.95d	3.78d	2.29d	0.30d	—	6.23d	5.20d	2.26d
Longest Time	6.00d	4.78d	5.25d	5.90d	6.28d	5.95d	3.78d	2.29d	0.30d	—	6.23d	6.07d	2.29d
Median Time	4.35d	2.05d	5.18d	5.90d	5.03d	5.95d	3.78d	2.29d	0.30d	—	6.23d	5.21d	2.27d
PStDev Time	0.95d	1.41d	2.11d	1.83d	1.65d	0.00d	0.00d	0.00d	0.00d	—	0.00d	0.24d	0.01d

Requester Clarification

The number of times a clarification or remediation was required from the requester.

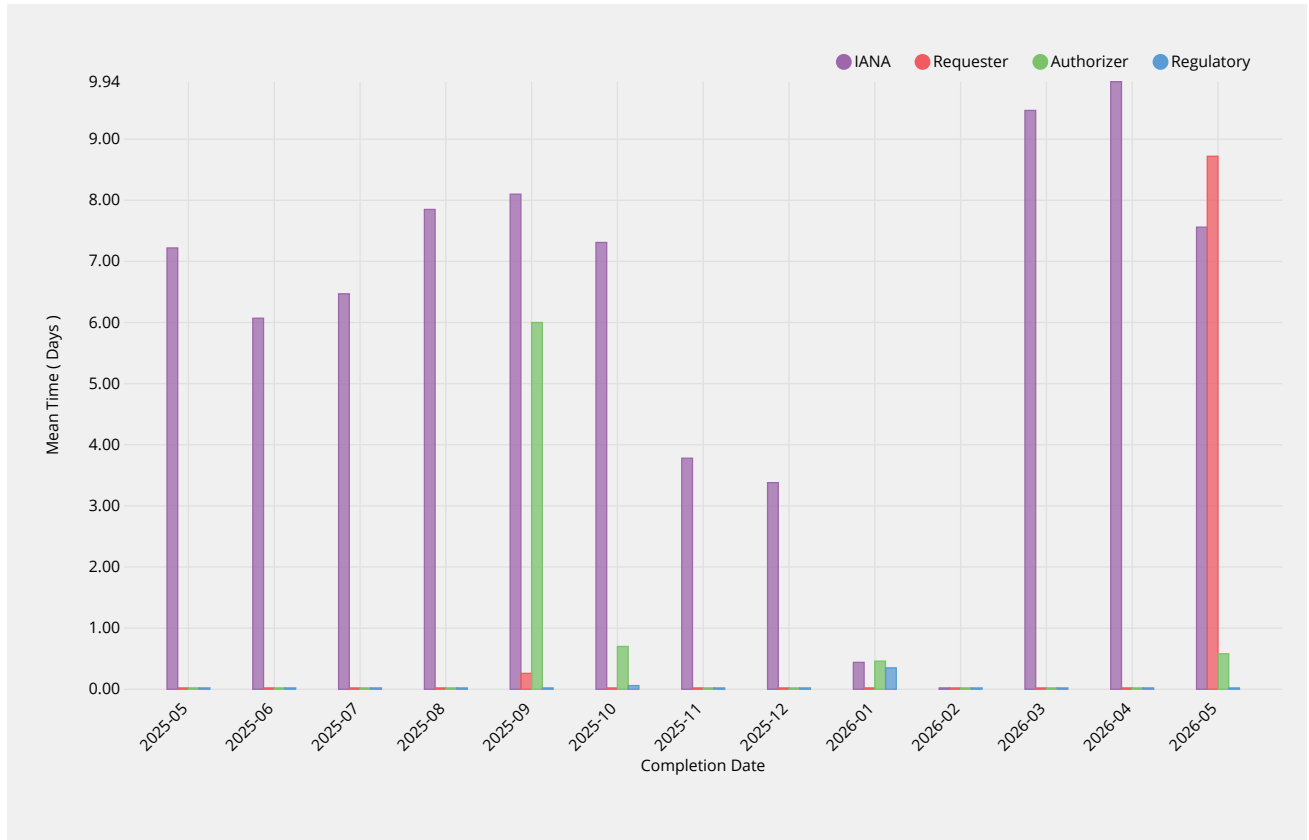


Requester Clarification	2025-05	2025-06	2025-07	2025-08	2025-09	2025-10	2025-11	2025-12	2026-01	2026-02	2026-03	2026-04	2026-05
Count	0	0	0	0	1	0	0	0	0	—	0	0	1
Request Count	7	9	4	18	9	1	1	1	1	0	1	12	2
Shortest Clarification	0	0	0	0	0	0	0	0	0	—	0	0	0
Longest Clarification	0	0	0	0	1	0	0	0	0	—	0	0	1

Time per Actor

Average time taken for staff processing, requester clarification, administrative contact authorization and

regulatory checks.



IANA	2025-05	2025-06	2025-07	2025-08	2025-09	2025-10	2025-11	2025-12	2026-01	2026-02	2026-03	2026-04	2026-05
Mean Time	7.22d	6.07d	6.47d	7.85d	8.10d	7.31d	3.78d	3.38d	0.44d	—	9.47d	9.94d	7.56d
Review Count	7	9	4	18	9	1	1	1	1	0	1	12	2
Shortest Time	5.98d	3.24d	2.16d	1.11d	4.88d	7.31d	3.78d	3.38d	0.44d	—	9.47d	6.54d	7.09d
Longest Time	9.22d	12.67d	8.20d	12.14d	13.37d	7.31d	3.78d	3.38d	0.44d	—	9.47d	13.66d	8.04d
Median Time	7.64d	5.43d	7.76d	9.02d	7.32d	7.31d	3.78d	3.38d	0.44d	—	9.47d	10.79d	7.56d
PStDev Time	1.11d	2.68d	2.52d	3.21d	2.68d	0.00d	0.00d	0.00d	0.00d	—	0.00d	2.46d	0.47d

Requester	2025-05	2025-06	2025-07	2025-08	2025-09	2025-10	2025-11	2025-12	2026-01	2026-02	2026-03	2026-04	2026-05
Mean Time	—	—	—	—	0.26d	—	—	—	—	—	—	—	8.72d
Review Count	0	0	0	0	1	0	0	0	0	0	0	0	1
Shortest Time	—	—	—	—	0.26d	—	—	—	—	—	—	—	8.72d
Longest Time	—	—	—	—	0.26d	—	—	—	—	—	—	—	8.72d
Median Time	—	—	—	—	0.26d	—	—	—	—	—	—	—	8.72d
PStDev Time	—	—	—	—	0.00d	—	—	—	—	—	—	—	0.00d

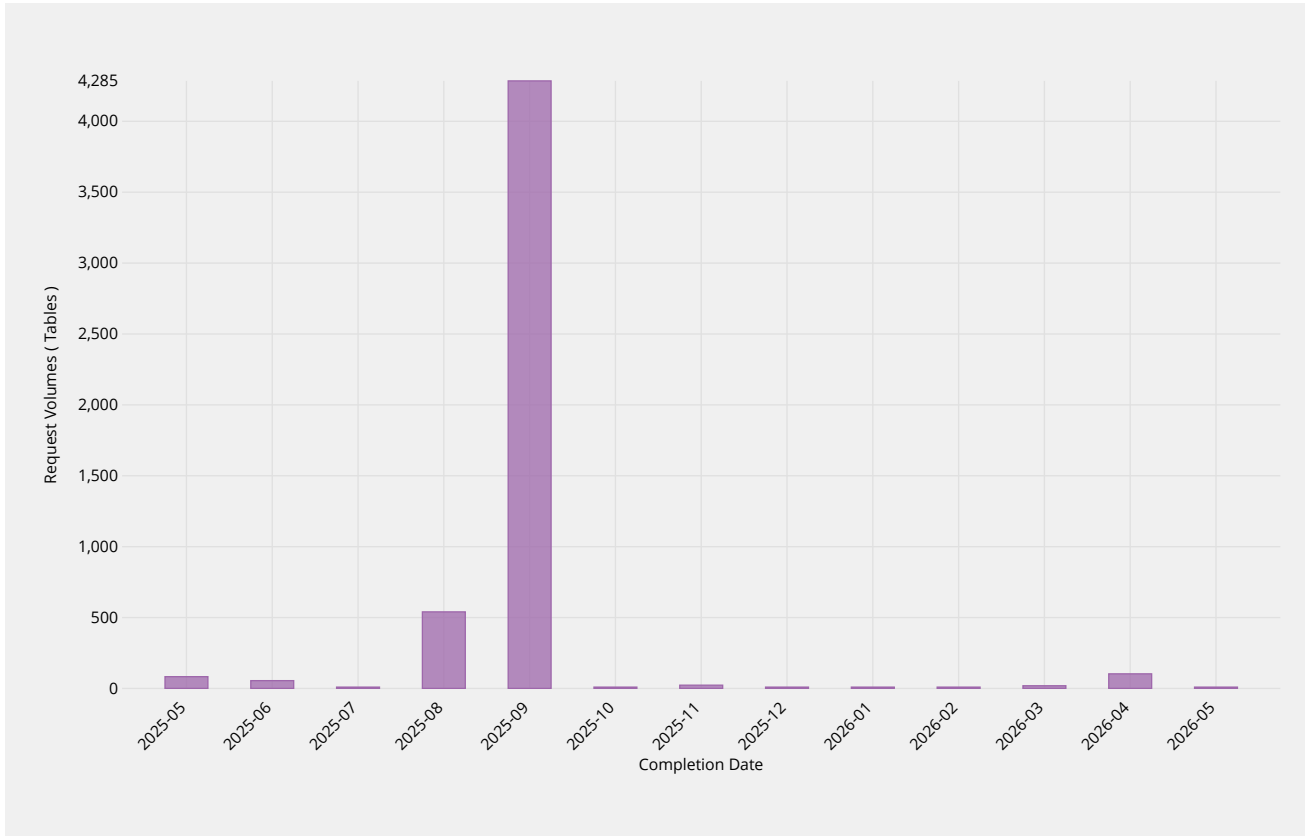
Authorizer	2025-05	2025-06	2025-07	2025-08	2025-09	2025-10	2025-11	2025-12	2026-01	2026-02	2026-03	2026-04	2026-05
Mean Time	—	—	—	—	6.00d	0.70d	—	—	0.46d	—	—	—	0.58d
Review Count	0	0	0	0	1	1	0	0	1	0	0	0	1
Shortest Time	—	—	—	—	6.00d	0.70d	—	—	0.46d	—	—	—	0.58d
Longest Time	—	—	—	—	6.00d	0.70d	—	—	0.46d	—	—	—	0.58d
Median Time	—	—	—	—	6.00d	0.70d	—	—	0.46d	—	—	—	0.58d
PStDev Time	—	—	—	—	0.00d	0.00d	—	—	0.00d	—	—	—	0.00d

Regulatory	2025-05	2025-06	2025-07	2025-08	2025-09	2025-10	2025-11	2025-12	2026-01	2026-02	2026-03	2026-04	2026-05
Mean Time	—	—	—	—	0.01d	0.06d	—	—	0.35d	—	—	—	0.01d
Review Count	0	0	0	0	1	1	0	0	1	0	0	0	1
Shortest Time	—	—	—	—	0.01d	0.06d	—	—	0.35d	—	—	—	0.01d

Regulatory	2025-05	2025-06	2025-07	2025-08	2025-09	2025-10	2025-11	2025-12	2026-01	2026-02	2026-03	2026-04	2026-05
Longest Time	—	—	—	—	0.01d	0.06d	—	—	0.35d	—	—	—	0.01d
Median Time	—	—	—	—	0.01d	0.06d	—	—	0.35d	—	—	—	0.01d
PStDev Time	—	—	—	—	0.00d	0.00d	—	—	0.00d	—	—	—	0.00d

Request Volumes

Total number of LGRs added or modified.



Request Volumes	2025-05	2025-06	2025-07	2025-08	2025-09	2025-10	2025-11	2025-12	2026-01	2026-02	2026-03	2026-04	2026-05
Total LGRs Processed	83	55	5	540	4285	1	23	1	1	—	19	103	3
Request Count	7	9	4	18	9	1	1	1	1	0	1	12	2
Average LGRs per Request	12	6	1	30	476	1	23	1	1	—	19	9	2
Smallest per Request	2	2	1	1	2	1	23	1	1	—	19	1	1
Largest per Request	48	17	2	206	4141	1	23	1	1	—	19	11	2

Definitions

Service Definitions

While there are many different ways change requests can be categorized, the key areas of distinction between different processing types for the purposes of metrics are as follows:

- **Category I (Routine updates impacting Root Zone File)** — Routine change requests that alter the technical data published in the DNS root zone (e.g. changes to NS records, DS records and glue records) . For these changes the process requires IANA, both pre- and post-transition, to engage third parties to implement, publish and distribute changes in the root zone file.
- **Category II (Routine updates not impacting Root Zone File)** — Routine change requests that do not alter the DNS root zone file (e.g. contact data and metadata). These changes do not engage third parties as part of implementation, and therefore will have a materially different processing timeframe.
- **Category III (Creating or Transferring a gTLD)** — Requests to create (“delegate”) or transfer (“redelegate” or “assign”) a generic top-level domain. These changes require additional processing by IANA to ensure policy and contractual requirements are met associated with a change of control for the TLD. While the key processing is performed elsewhere within ICANN, the IANA processing is significant and therefore distinguishes this type of request from a routine change request.
- **Category IV (Creating or Transferring a ccTLD)** — Requests to create or transfer a country-code top-level domain. These changes require additional processing by IANA to ensure policy requirements are met. This processing is performed by IANA staff, and includes performing additional analysis on the change request, producing a report, and having that report reviewed externally (including verification that all existing registration data has been successfully transferred from the old to new Registry operator). This processing is significant, and is normally substantially longer than a routine change request, and therefore should be distinguished.
- **Category V (Other change requests)** — Other non-routine change requests. IANA is required to process change requests that may have special handling requirements, or require additional documentary evidence or additional clarifications from the customer or third parties, that do not afford them the ability to automate. These scenarios include, but are not necessarily limited to:
 - i. Customers that require requests to be handled outside the online self-service platform, such as those lodging change requests through the exchange of postal mail;
 - ii. Customers that have placed special handling instructions on file with IANA, or have otherwise asked for special handling for a request that deviates from the normal process, that must be executed manually by IANA staff;
 - iii. Unique legal or regulatory encumbrances that must be satisfied that require additional processing;
 - iv. Removing a TLD from service (e.g. retirement or revocation);
 - v. Changes that relate to the operation of the root zone itself, including changing the Root Key Signing Key, altering the set of authoritative name servers for the root zone (e.g. the “root servers”), and changes to the “root hints” file.

Field Definitions

The fields in the preceding tables are as follows:

- **Process.** The business process that IANA is requested to perform.
- **Metric.** The individual metric that will be measured as part of the completion of the business process.
- **Target.** The specified target for each individual change request.
- **Type.** Whether the target specified is a minimum target (compliance must not be less than the target) or a maximum target (compliance must not be more than the target).
- **Breach.** The percentage limit of change requests within the specified period that fail to meet the metric, which if reached is deemed a breach in the SLE.
- **Period.** The period over which SLE compliance is measured.